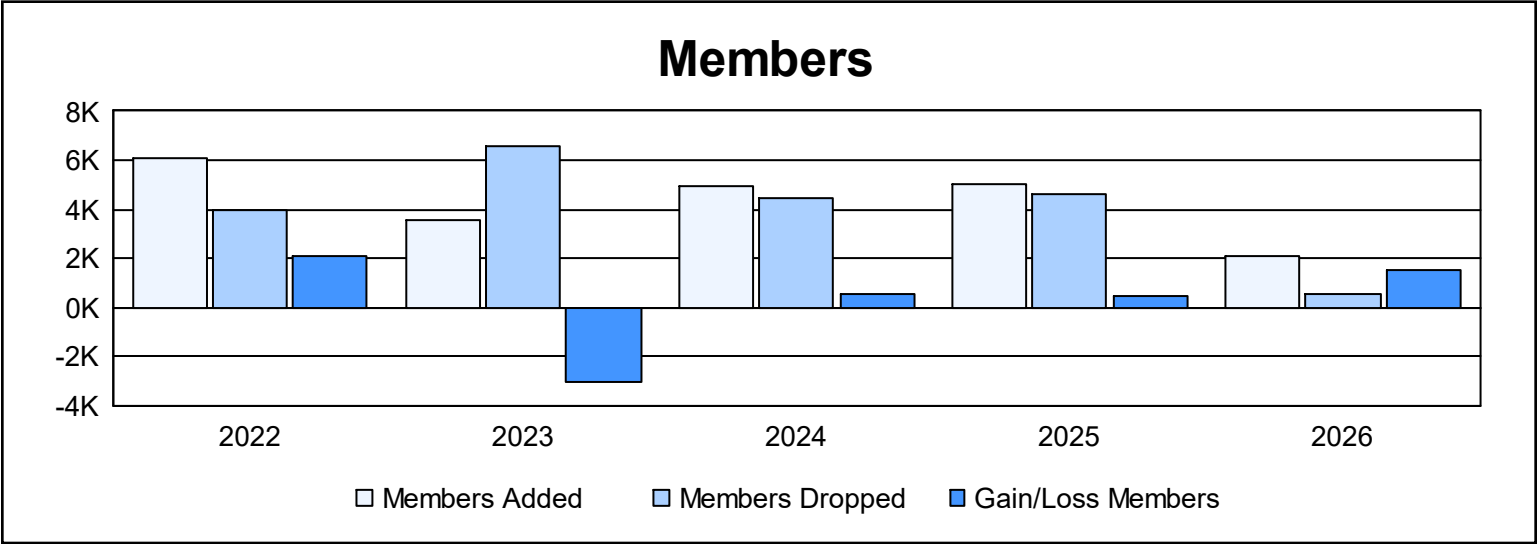
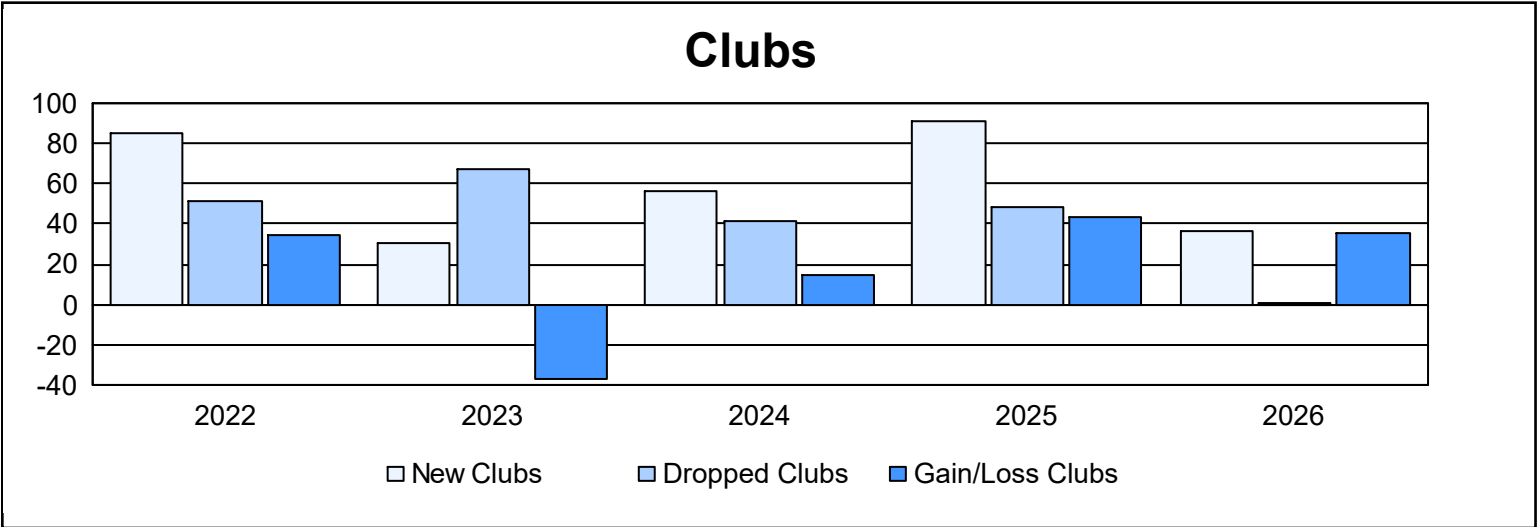
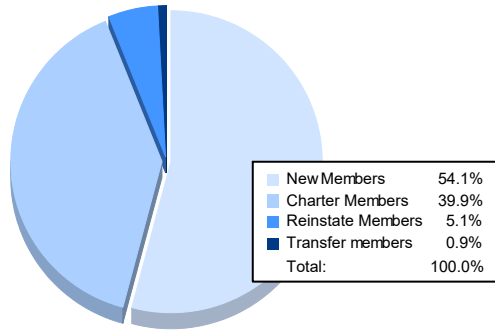


Year	New Clubs	Dropped Clubs	Gain/ Loss Clubs	New Members	Charter Members	Reinstate Members	Transfer Members	Total Member Added	Total Members Dropped	Gain/ Loss Members
2021-2022	85	51	34	2,561	2,931	525	87	6,104	3,991	2,113
2022-2023	30	67	-37	1,874	1,032	601	62	3,569	6,577	-3,008
2023-2024	56	41	15	2,064	1,871	922	88	4,945	4,414	531
2024-2025	91	48	43	2,026	2,057	835	110	5,028	4,604	424
2025-2026	36	1	35	1,123	827	106	18	2,074	511	1,563
Average	60	42	18	1,930	1,744	598	73	4,344	4,019	325



Membership Composition October 2025 Cumulative



Gender Composition October 2025 Cumulative

