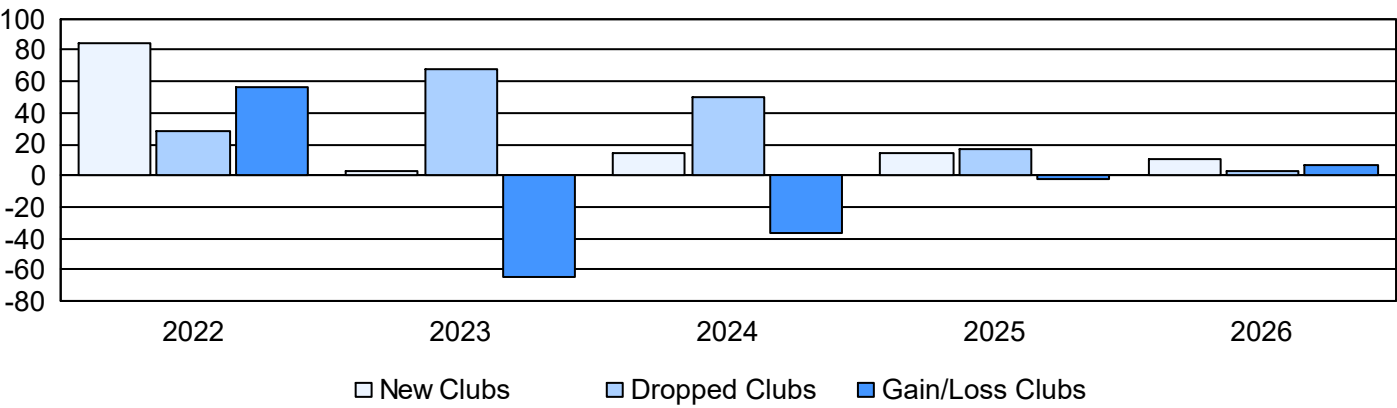
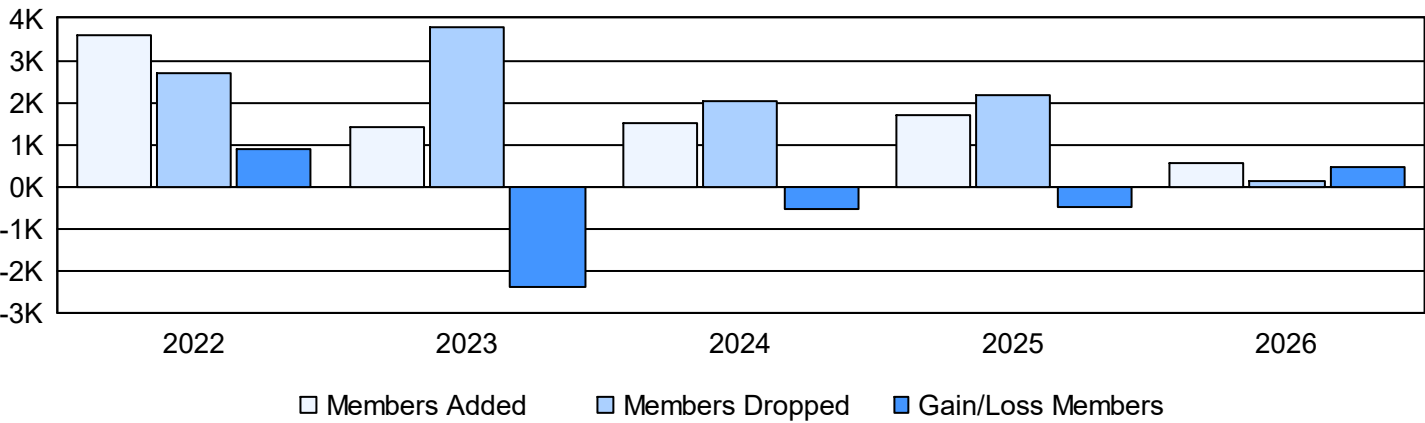


Year	New Clubs	Dropped Clubs	Gain/ Loss Clubs	New Members	Charter Members	Reinstate Members	Transfer Members	Total Member Added	Total Members Dropped	Gain/ Loss Members
2021-2022	84	28	56	1,363	2,030	115	79	3,587	2,697	890
2022-2023	3	68	-65	889	296	174	38	1,397	3,795	-2,398
2023-2024	14	50	-36	738	375	293	97	1,503	2,031	-528
2024-2025	15	17	-2	1,017	307	199	154	1,677	2,164	-487
2025-2026	10	3	7	300	207	32	16	555	118	437
Average	25	33	-8	861	643	163	77	1,744	2,161	-417

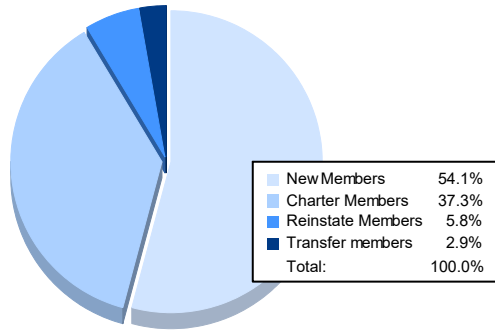
Clubs



Members



Membership Composition October 2025 Cumulative



Gender Composition October 2025 Cumulative

