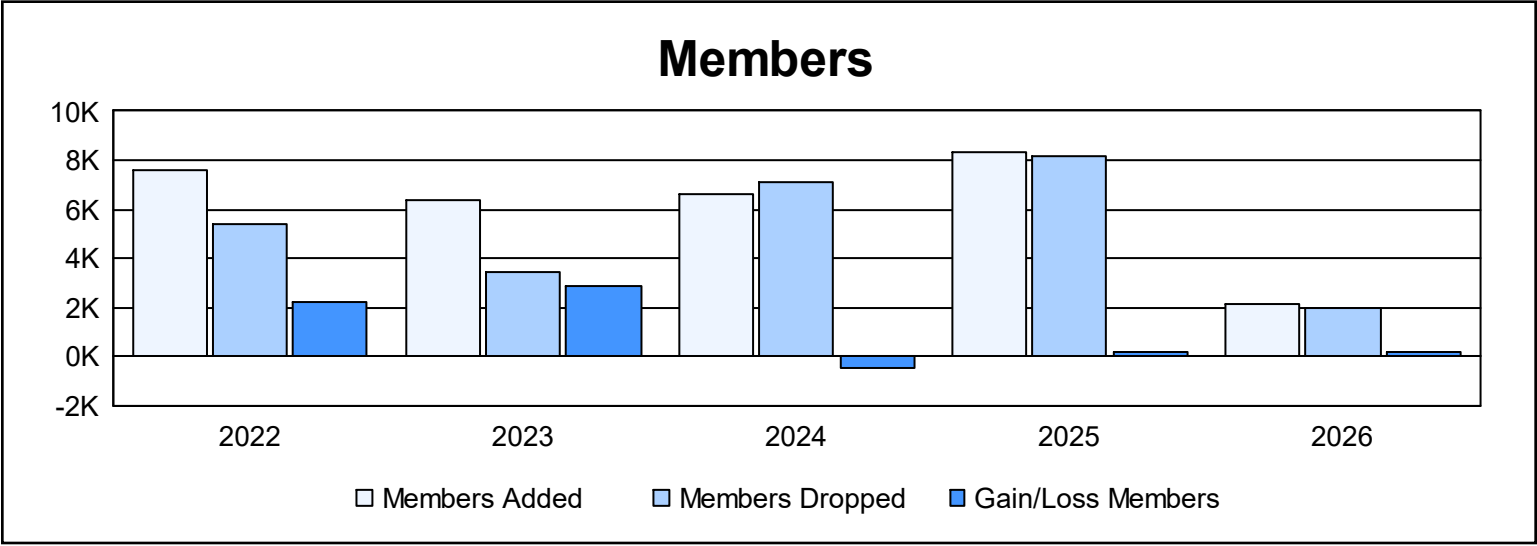
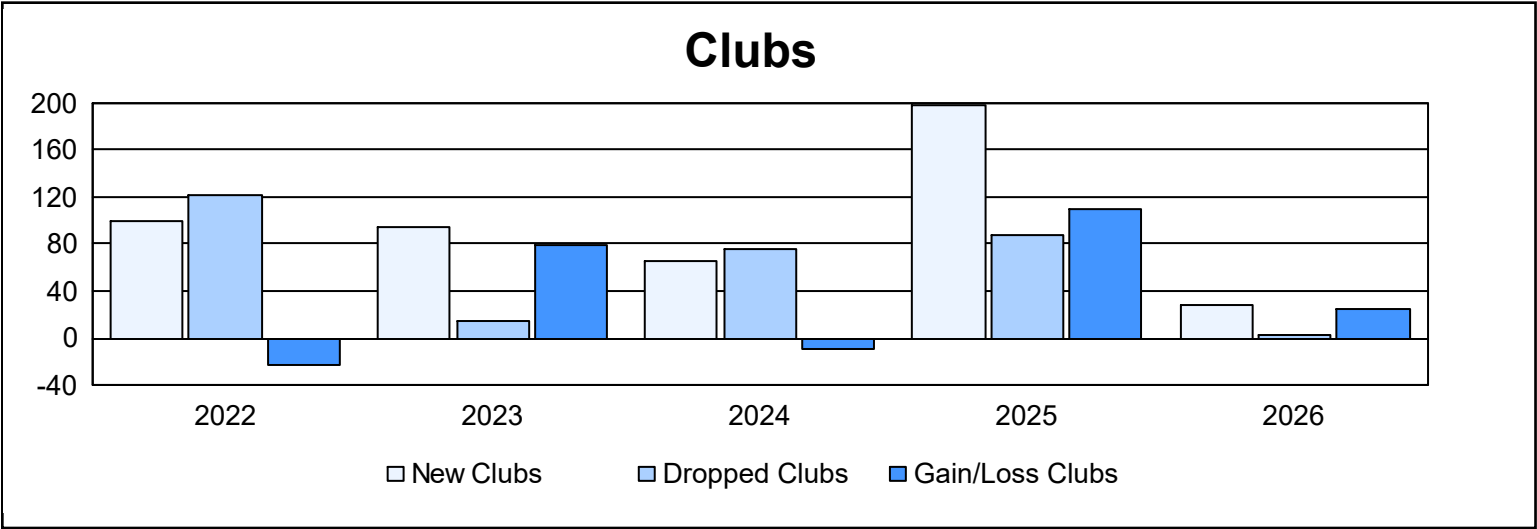
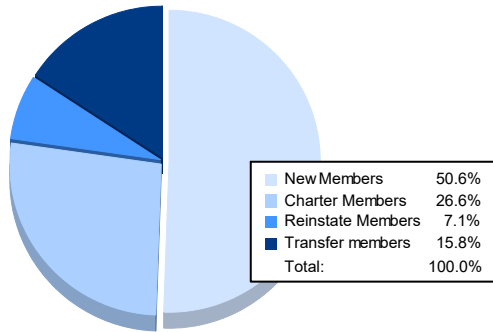


Year	New Clubs	Dropped Clubs	Gain/ Loss Clubs	New Members	Charter Members	Reinstate Members	Transfer Members	Total Member Added	Total Members Dropped	Gain/ Loss Members
2021-2022	99	122	-23	3,656	3,237	362	377	7,632	5,413	2,219
2022-2023	94	15	79	3,090	2,693	280	276	6,339	3,452	2,887
2023-2024	66	75	-9	3,175	1,783	1,372	267	6,597	7,084	-487
2024-2025	197	88	109	2,851	4,092	893	476	8,312	8,153	159
2025-2026	28	3	25	1,088	572	153	339	2,152	1,952	200
Average	97	61	36	2,772	2,475	612	347	6,206	5,211	996



Membership Composition October 2025 Cumulative



Gender Composition October 2025 Cumulative

