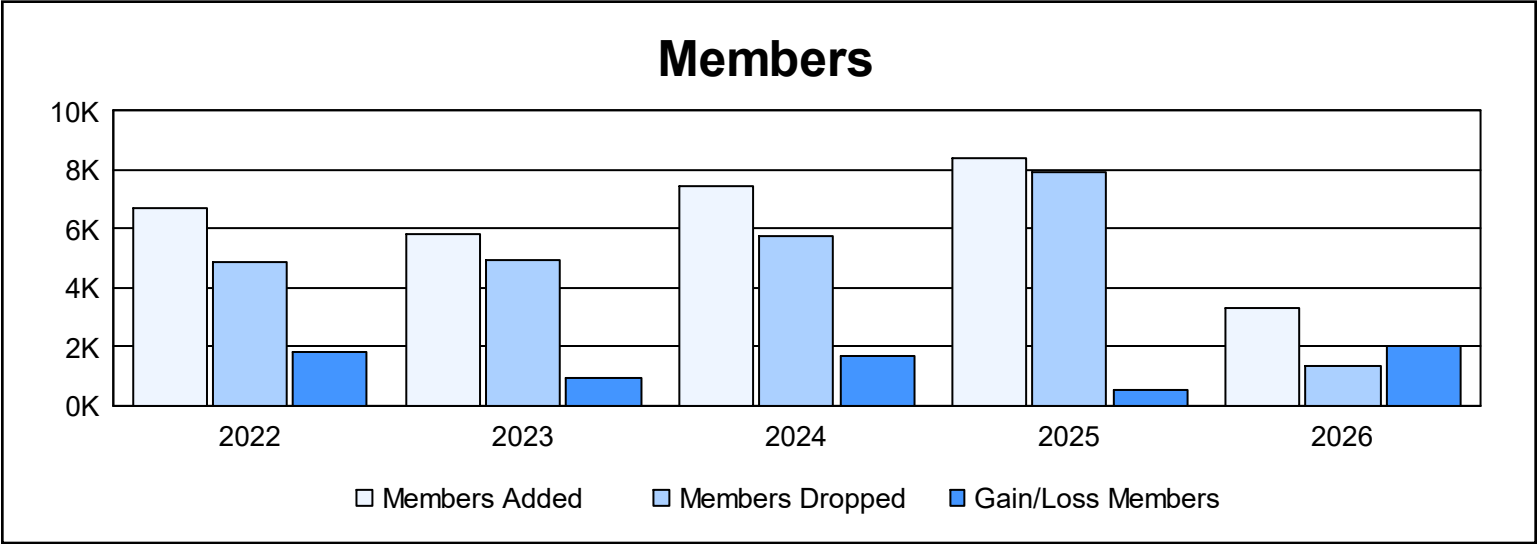
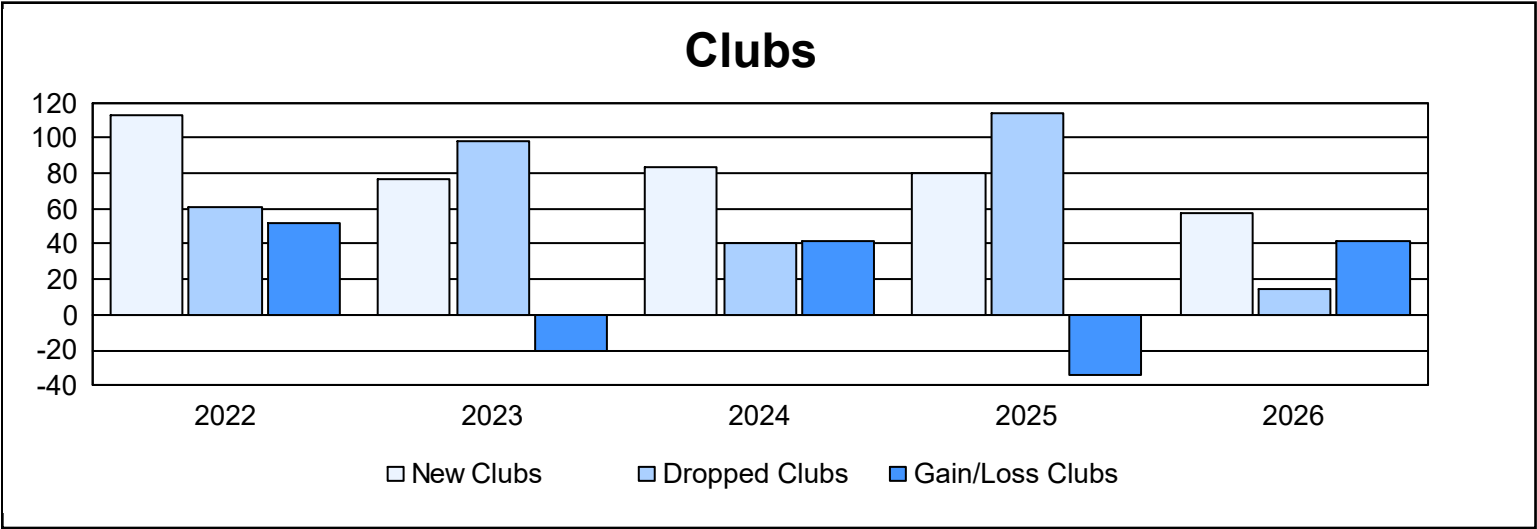
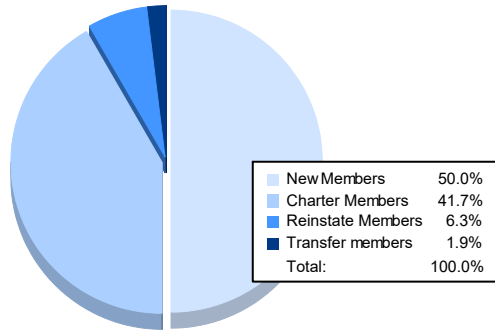


Year	New Clubs	Dropped Clubs	Gain/ Loss Clubs	New Members	Charter Members	Reinstate Members	Transfer Members	Total Member Added	Total Members Dropped	Gain/ Loss Members
2021-2022	113	61	52	3,336	2,957	333	72	6,698	4,873	1,825
2022-2023	77	98	-21	2,834	2,629	296	83	5,842	4,913	929
2023-2024	83	41	42	3,971	2,447	610	411	7,439	5,733	1,706
2024-2025	80	114	-34	4,638	2,114	994	672	8,418	7,915	503
2025-2026	57	15	42	1,664	1,388	211	62	3,325	1,316	2,009
Average	82	66	16	3,289	2,307	489	260	6,344	4,950	1,394



Membership Composition October 2025 Cumulative



Gender Composition October 2025 Cumulative

