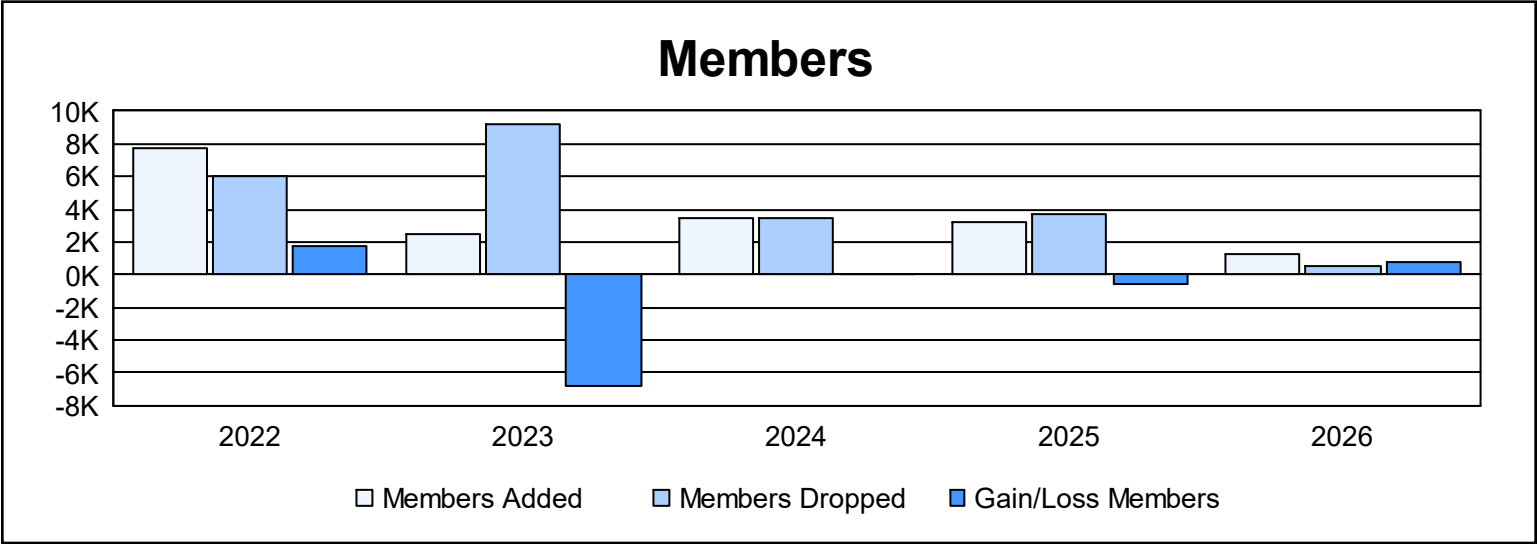
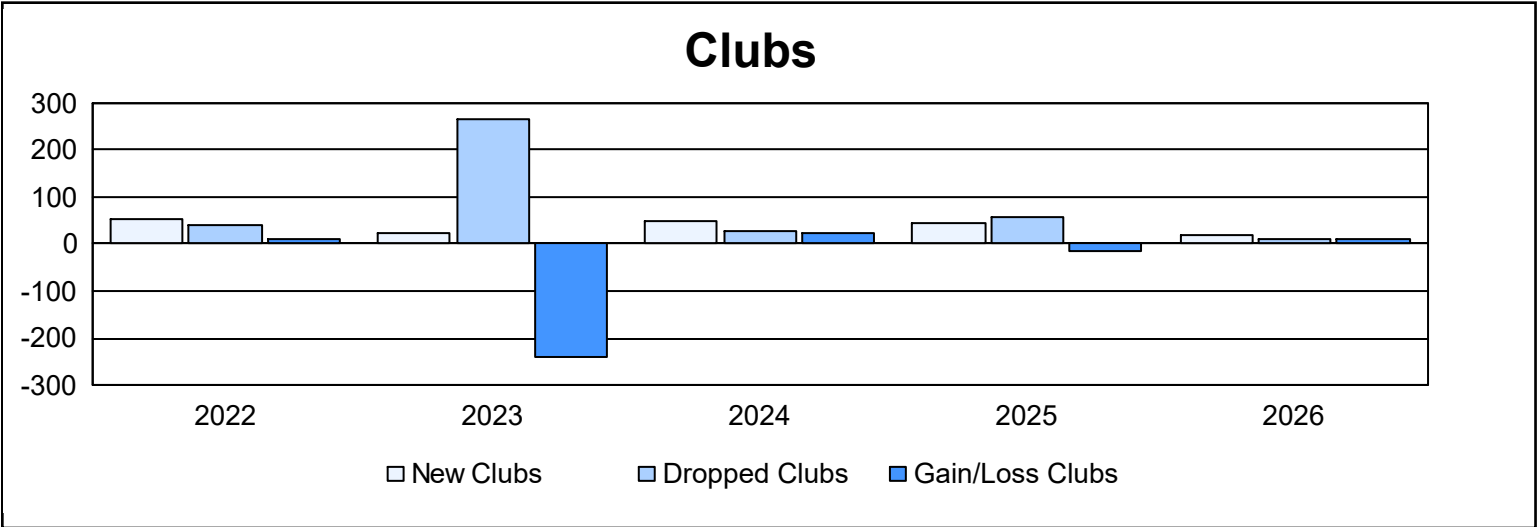
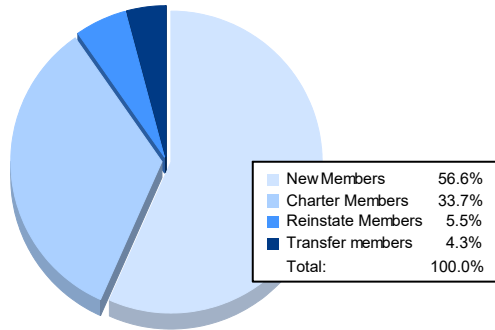


Year	New Clubs	Dropped Clubs	Gain/ Loss Clubs	New Members	Charter Members	Reinstate Members	Transfer Members	Total Member Added	Total Members Dropped	Gain/ Loss Members
2021-2022	51	42	9	4,741	2,560	416	64	7,781	5,985	1,796
2022-2023	25	263	-238	1,248	831	121	229	2,429	9,220	-6,791
2023-2024	49	26	23	1,671	1,376	270	202	3,519	3,421	98
2024-2025	45	58	-13	1,656	928	474	125	3,183	3,743	-560
2025-2026	19	9	10	714	425	69	54	1,262	534	728
Average	38	80	-42	2,006	1,224	270	135	3,635	4,581	-946



Membership Composition October 2025 Cumulative



Gender Composition October 2025 Cumulative

