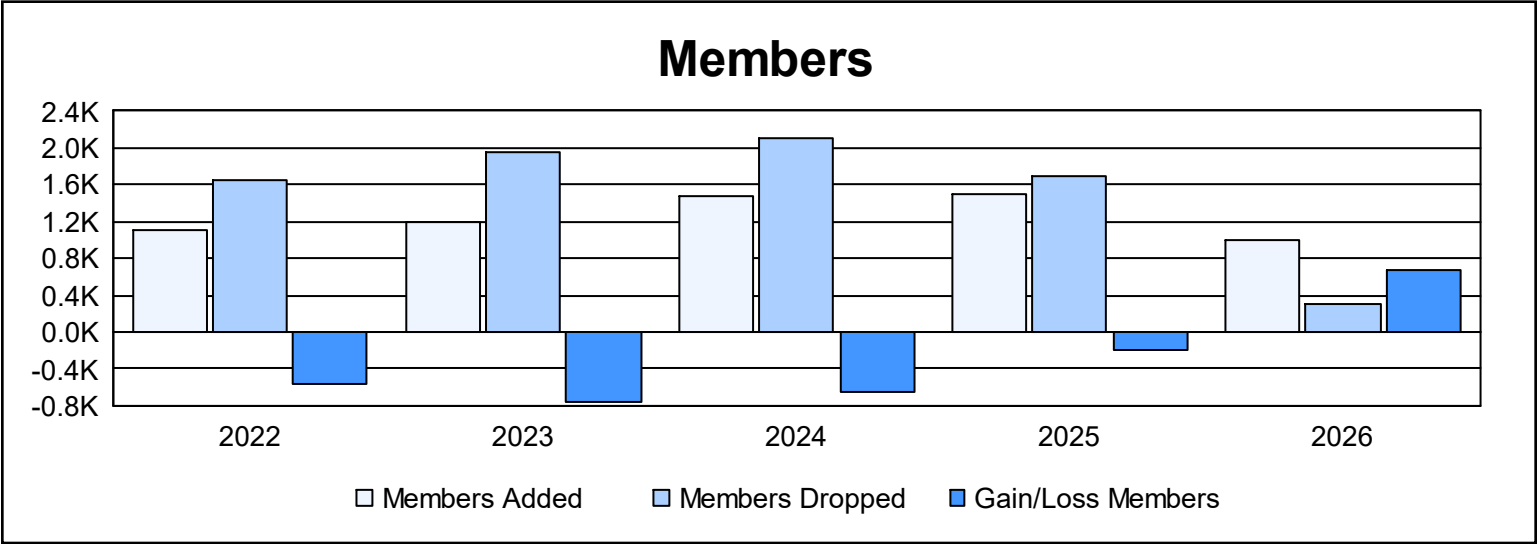
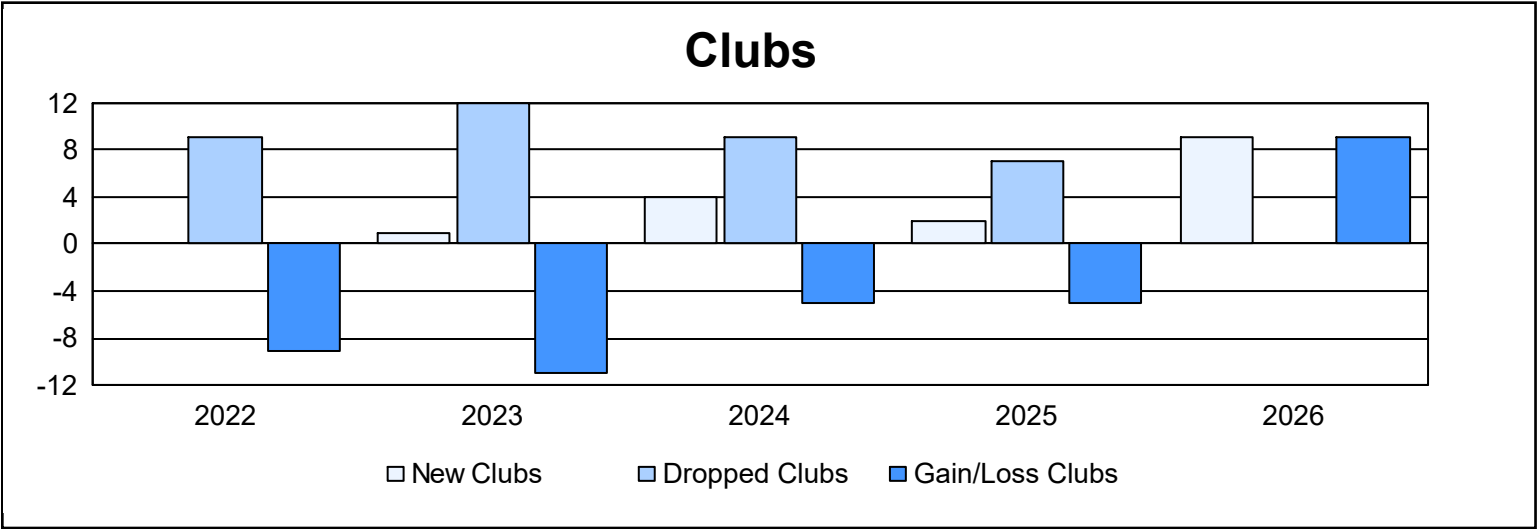
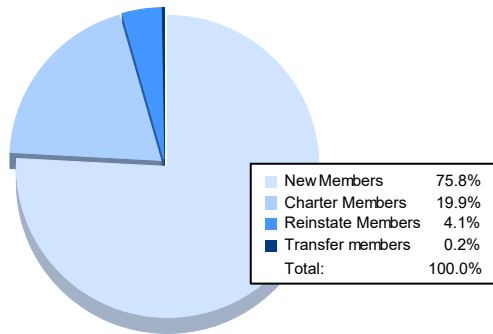


Year	New Clubs	Dropped Clubs	Gain/ Loss Clubs	New Members	Charter Members	Reinstate Members	Transfer Members	Total Member Added	Total Members Dropped	Gain/ Loss Members
2021-2022	0	9	-9	1,055	4	12	29	1,100	1,655	-555
2022-2023	1	12	-11	1,087	41	23	37	1,188	1,959	-771
2023-2024	4	9	-5	1,268	132	44	28	1,472	2,116	-644
2024-2025	2	7	-5	1,289	76	84	45	1,494	1,699	-205
2025-2026	9	0	9	751	197	41	2	991	309	682
Average	3	7	-4	1,090	90	41	28	1,249	1,548	-299



Membership Composition October 2025 Cumulative



Gender Composition October 2025 Cumulative

