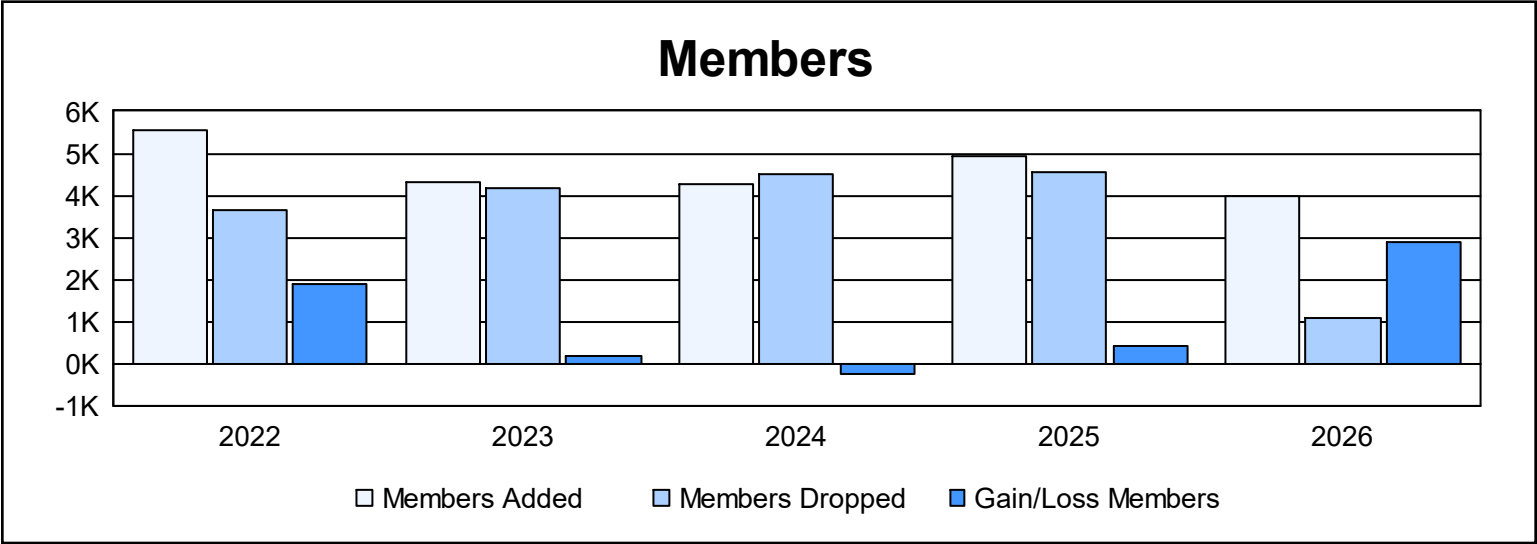
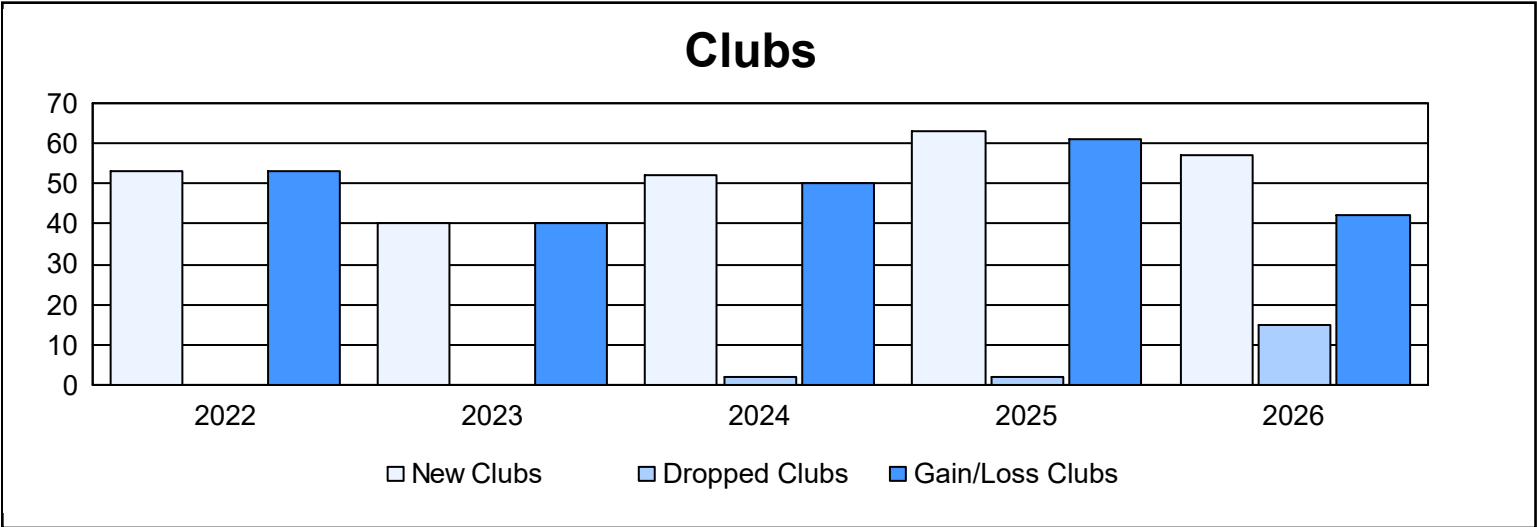
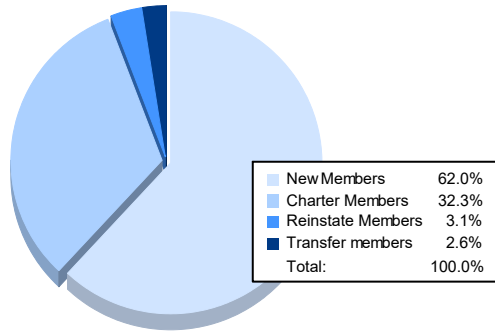


Year	New Clubs	Dropped Clubs	Gain/ Loss Clubs	New Members	Charter Members	Reinstate Members	Transfer Members	Total Member Added	Total Members Dropped	Gain/ Loss Members
2021-2022	53	0	53	3,364	1,750	284	135	5,533	3,643	1,890
2022-2023	40	0	40	2,517	1,131	527	151	4,326	4,151	175
2023-2024	52	2	50	2,668	1,206	210	166	4,250	4,479	-229
2024-2025	63	2	61	2,784	1,348	588	216	4,936	4,537	399
2025-2026	57	15	42	2,457	1,283	122	104	3,966	1,099	2,867
Average	53	4	49	2,758	1,344	346	154	4,602	3,582	1,020



## Membership Composition

### November 2025 Cumulative



## Gender Composition

### November 2025 Cumulative

