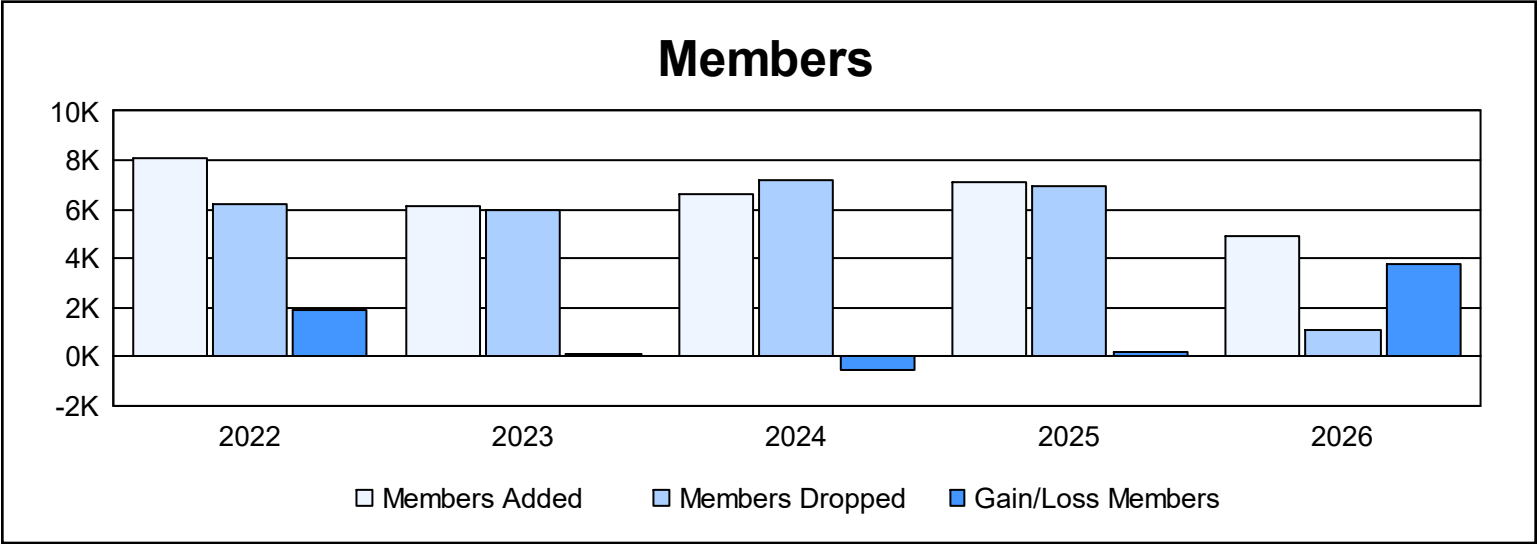
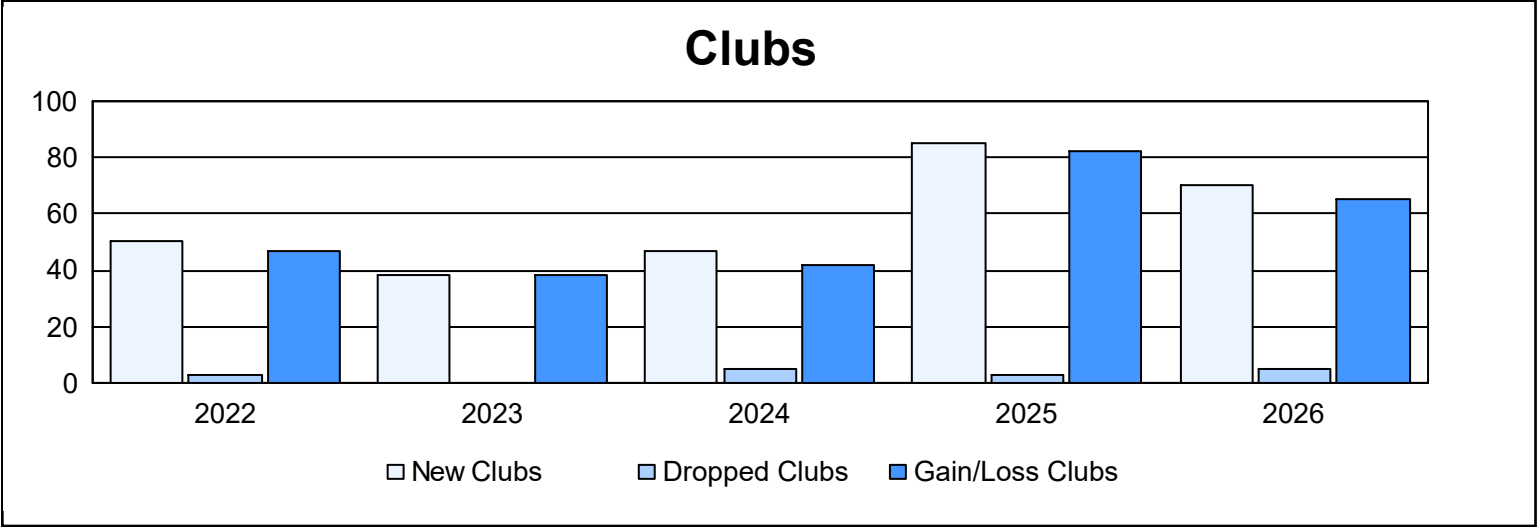
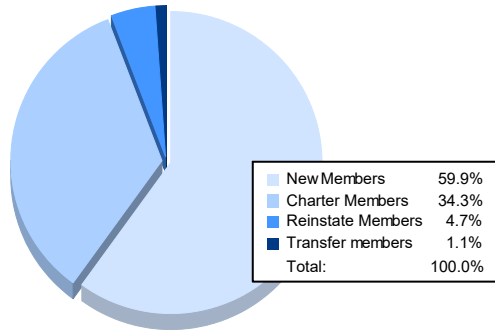


Year	New Clubs	Dropped Clubs	Gain/ Loss Clubs	New Members	Charter Members	Reinstate Members	Transfer Members	Total Member Added	Total Members Dropped	Gain/ Loss Members
2021-2022	50	3	47	5,002	1,679	1,304	115	8,100	6,203	1,897
2022-2023	38	0	38	3,870	1,178	844	205	6,097	5,991	106
2023-2024	47	5	42	3,687	1,465	1,274	187	6,613	7,187	-574
2024-2025	85	3	82	3,910	2,069	882	217	7,078	6,928	150
2025-2026	70	5	65	2,923	1,673	229	55	4,880	1,089	3,791
Average	58	3	55	3,878	1,613	907	156	6,554	5,480	1,074



Membership Composition

November 2025 Cumulative



Gender Composition

November 2025 Cumulative

