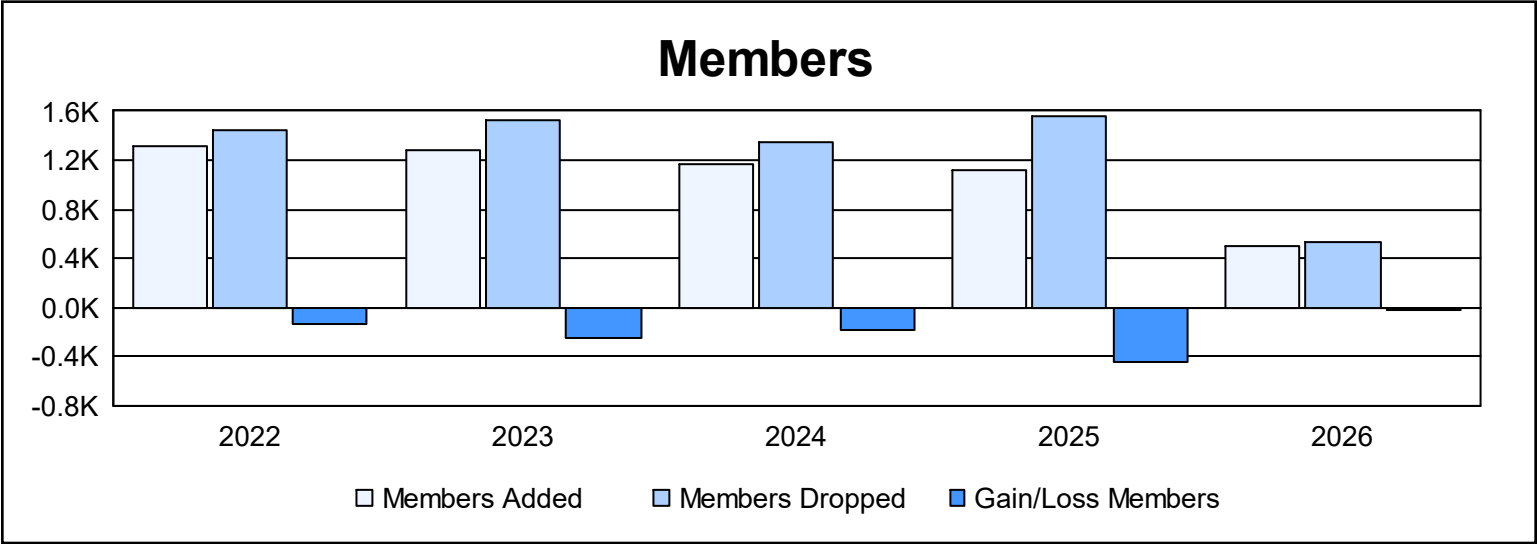
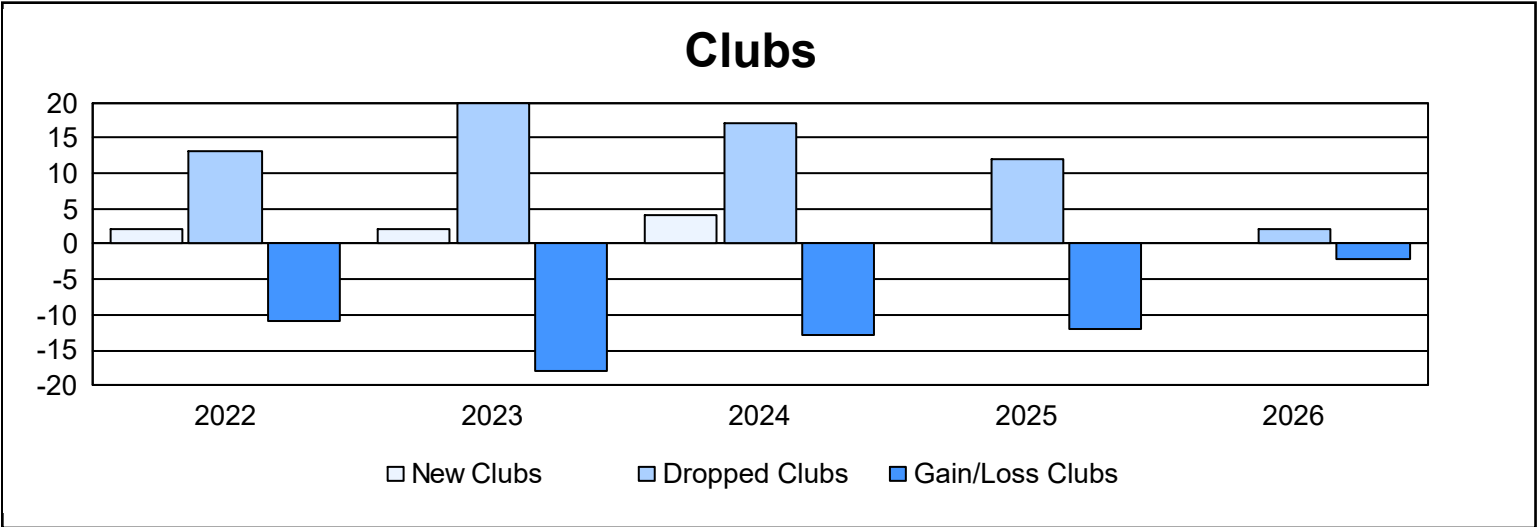
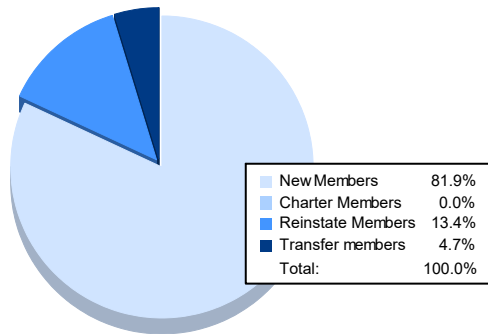


Year	New Clubs	Dropped Clubs	Gain/ Loss Clubs	New Members	Charter Members	Reinstate Members	Transfer Members	Total Member Added	Total Members Dropped	Gain/ Loss Members
2021-2022	2	13	-11	1,018	76	110	108	1,312	1,443	-131
2022-2023	2	20	-18	1,063	56	76	84	1,279	1,527	-248
2023-2024	4	17	-13	952	86	68	61	1,167	1,354	-187
2024-2025	0	12	-12	902	0	117	105	1,124	1,563	-439
2025-2026	0	2	-2	415	0	68	24	507	533	-26
Average	2	13	-11	870	44	88	76	1,078	1,284	-206



## Membership Composition

### November 2025 Cumulative



## Gender Composition

### November 2025 Cumulative

