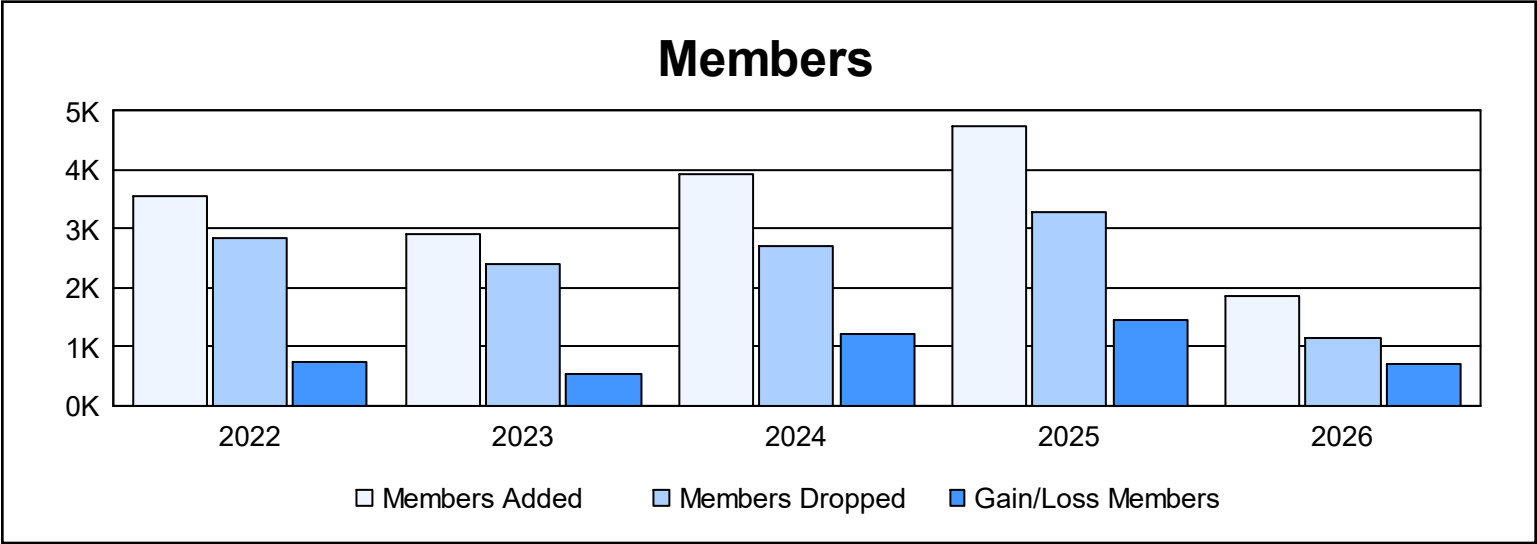
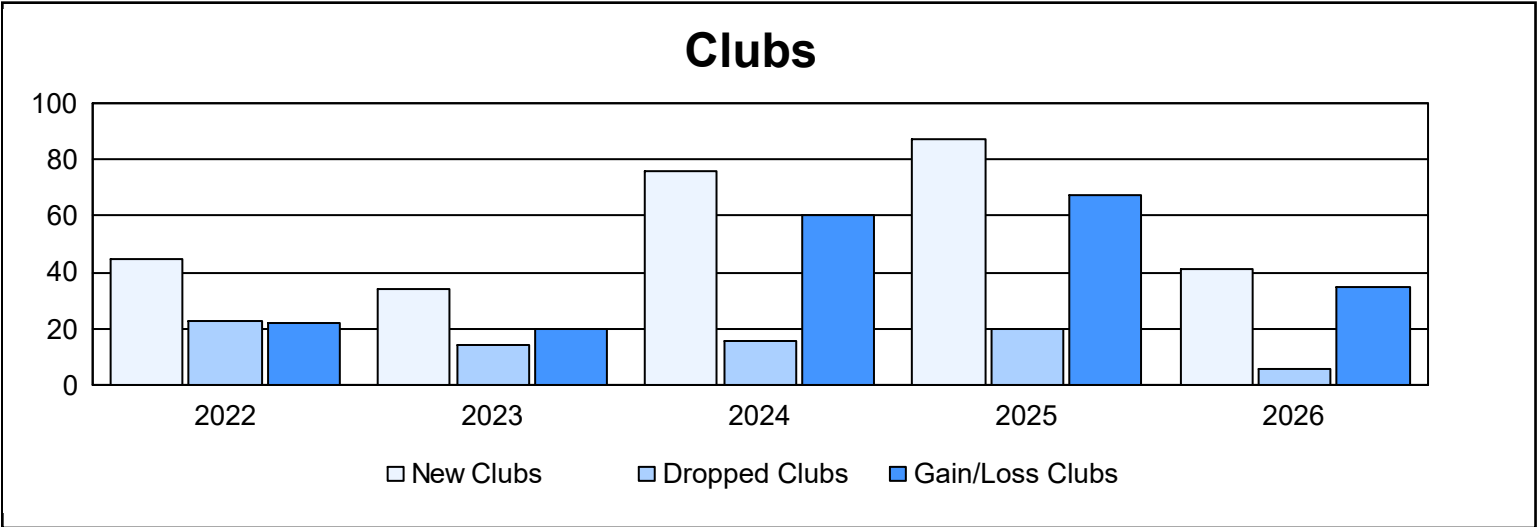
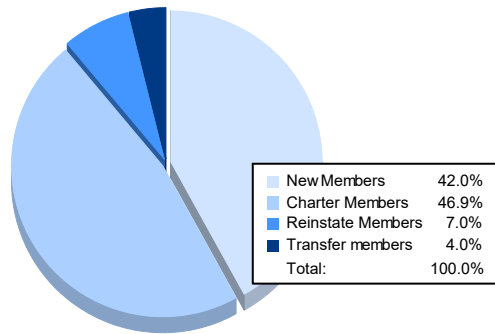


| Year | New Clubs | Dropped Clubs | Gain/ Loss Clubs | New Members | Charter Members | Reinstate Members | Transfer Members | Total Member Added | Total Members Dropped | Gain/ Loss Members |
|-----------|-----------|---------------|------------------|-------------|-----------------|-------------------|------------------|--------------------|-----------------------|--------------------|
| 2021-2022 | 45 | 23 | 22 | 2,163 | 1,277 | 72 | 53 | 3,565 | 2,841 | 724 |
| 2022-2023 | 34 | 14 | 20 | 1,612 | 1,001 | 243 | 59 | 2,915 | 2,393 | 522 |
| 2023-2024 | 76 | 16 | 60 | 1,834 | 1,815 | 194 | 74 | 3,917 | 2,699 | 1,218 |
| 2024-2025 | 87 | 20 | 67 | 2,210 | 1,860 | 559 | 109 | 4,738 | 3,276 | 1,462 |
| 2025-2026 | 41 | 6 | 35 | 777 | 868 | 130 | 74 | 1,849 | 1,141 | 708 |
| Average | 57 | 16 | 41 | 1,719 | 1,364 | 240 | 74 | 3,397 | 2,470 | 927 |



Membership Composition

November 2025 Cumulative



Gender Composition

November 2025 Cumulative

