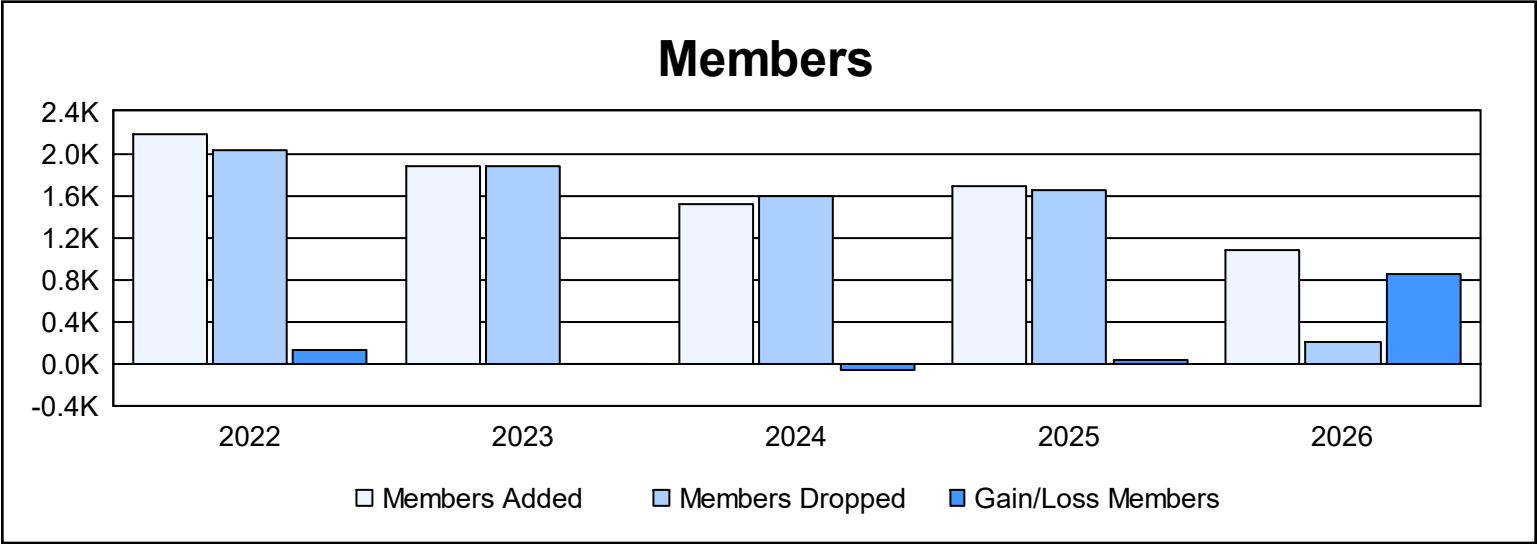
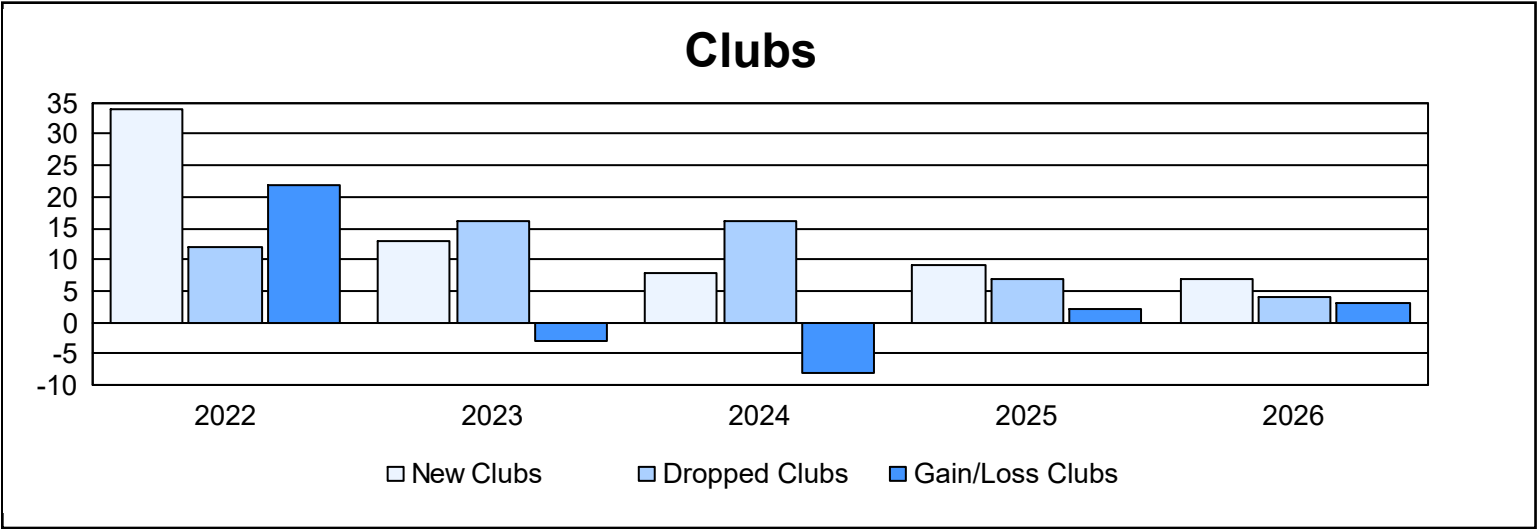
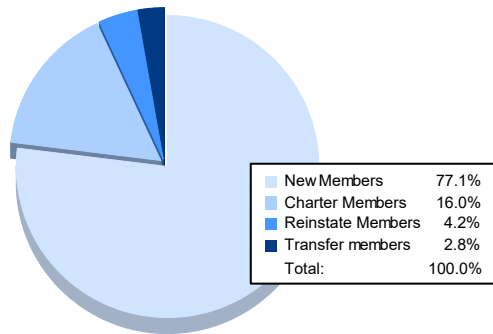


Year	New Clubs	Dropped Clubs	Gain/ Loss Clubs	New Members	Charter Members	Reinstate Members	Transfer Members	Total Member Added	Total Members Dropped	Gain/ Loss Members
2021-2022	34	12	22	1,113	933	90	36	2,172	2,037	135
2022-2023	13	16	-3	1,315	420	92	51	1,878	1,885	-7
2023-2024	8	16	-8	1,151	269	74	30	1,524	1,585	-61
2024-2025	9	7	2	1,154	206	266	65	1,691	1,648	43
2025-2026	7	4	3	826	171	45	30	1,072	214	858
Average	14	11	3	1,112	400	113	42	1,667	1,474	194



Membership Composition

November 2025 Cumulative



Gender Composition

November 2025 Cumulative

