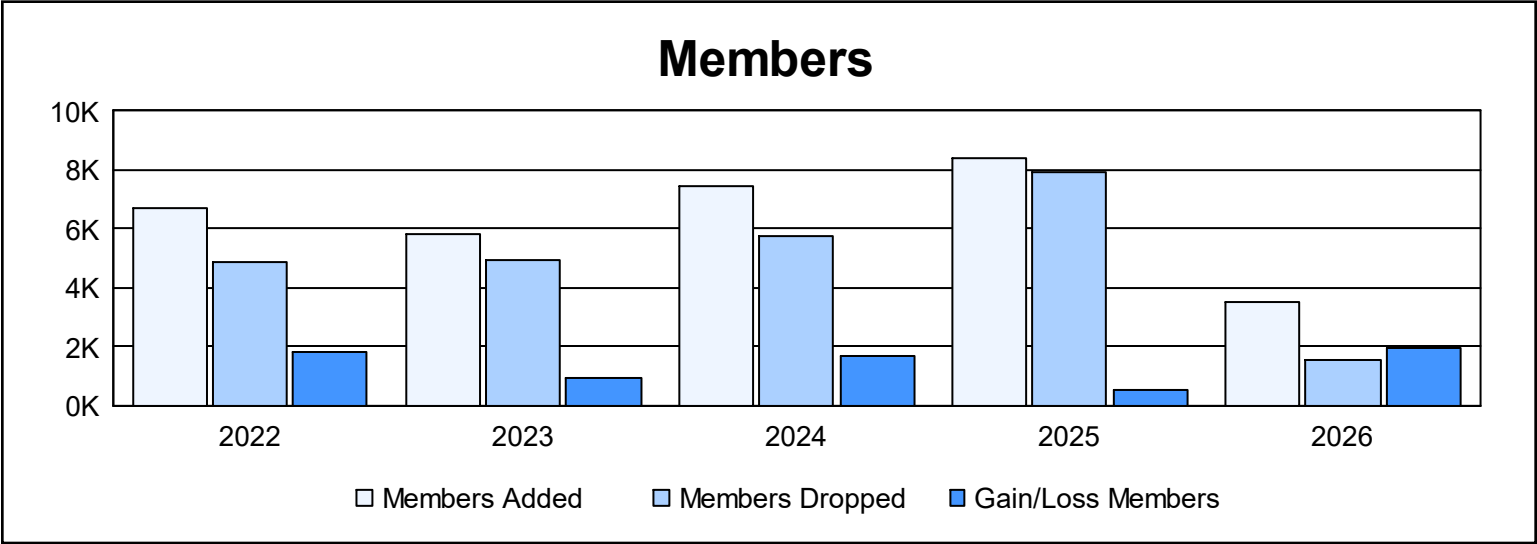
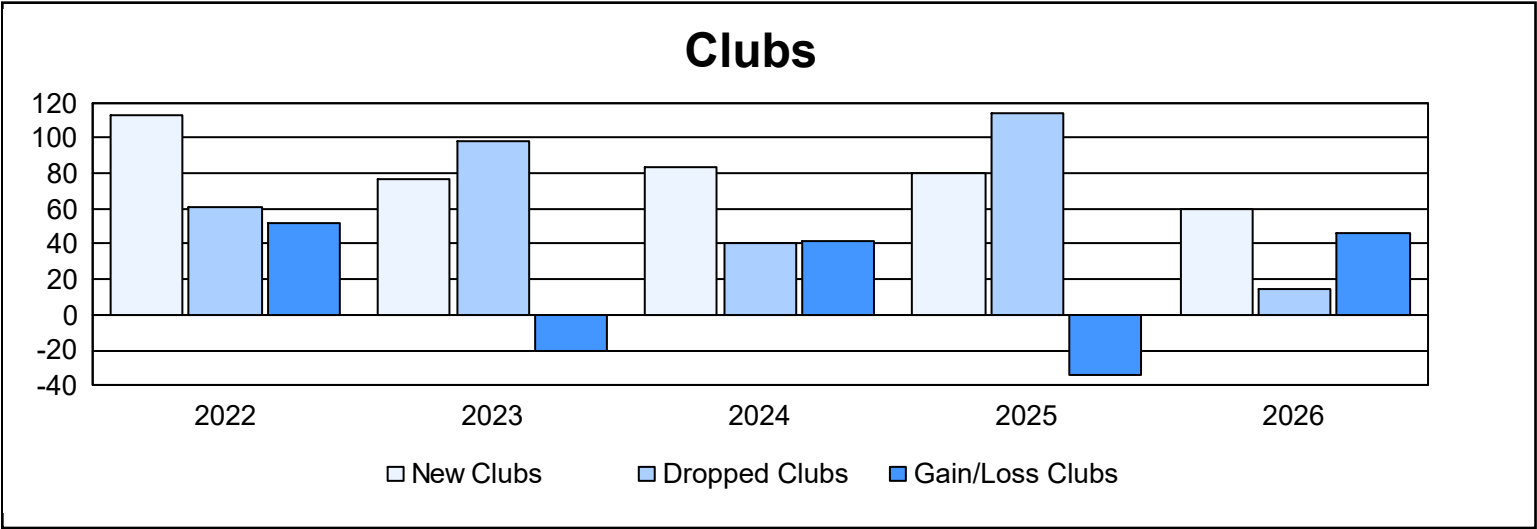
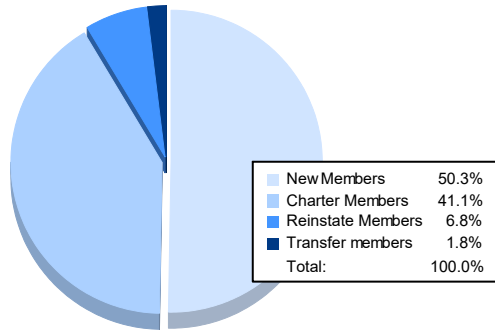


| Year      | New Clubs | Dropped Clubs | Gain/ Loss Clubs | New Members | Charter Members | Reinstate Members | Transfer Members | Total Member Added | Total Members Dropped | Gain/ Loss Members |
|-----------|-----------|---------------|------------------|-------------|-----------------|-------------------|------------------|--------------------|-----------------------|--------------------|
| 2021-2022 | 113       | 61            | 52               | 3,336       | 2,957           | 333               | 72               | 6,698              | 4,873                 | 1,825              |
| 2022-2023 | 77        | 98            | -21              | 2,834       | 2,629           | 296               | 83               | 5,842              | 4,913                 | 929                |
| 2023-2024 | 83        | 41            | 42               | 3,971       | 2,447           | 610               | 411              | 7,439              | 5,733                 | 1,706              |
| 2024-2025 | 80        | 114           | -34              | 4,638       | 2,114           | 994               | 672              | 8,418              | 7,915                 | 503                |
| 2025-2026 | 60        | 14            | 46               | 1,776       | 1,451           | 241               | 64               | 3,532              | 1,579                 | 1,953              |
| Average   | 83        | 66            | 17               | 3,311       | 2,320           | 495               | 260              | 6,386              | 5,003                 | 1,383              |



## Membership Composition

### November 2025 Cumulative



## Gender Composition

### November 2025 Cumulative

