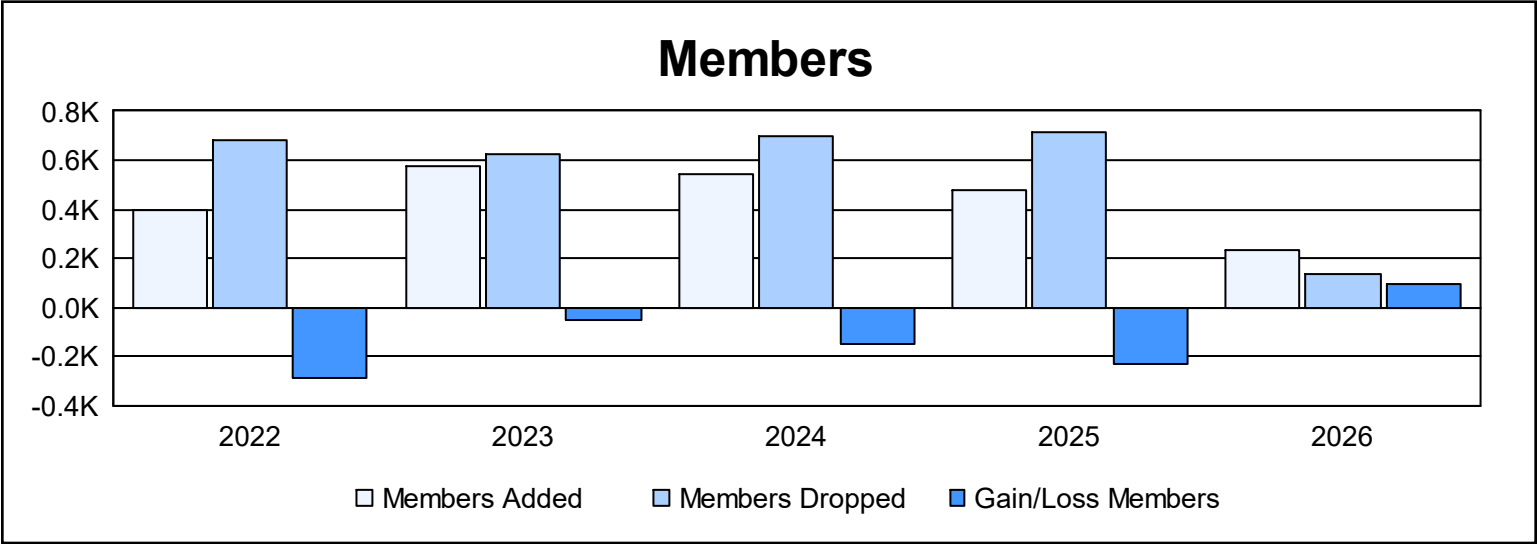
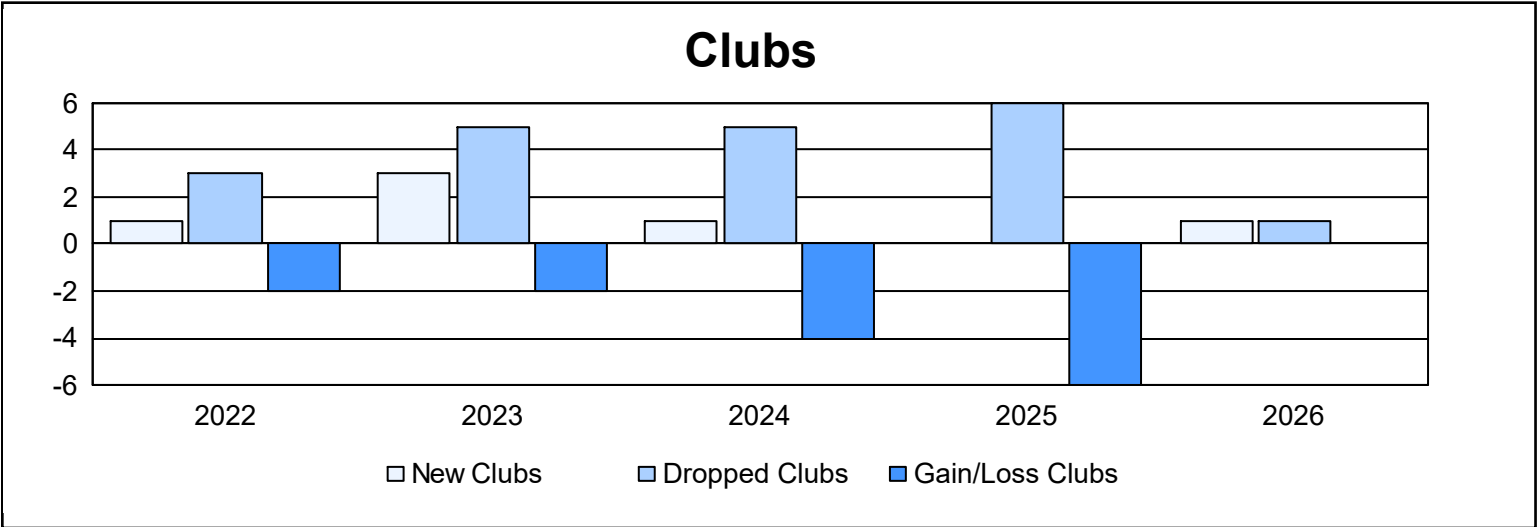
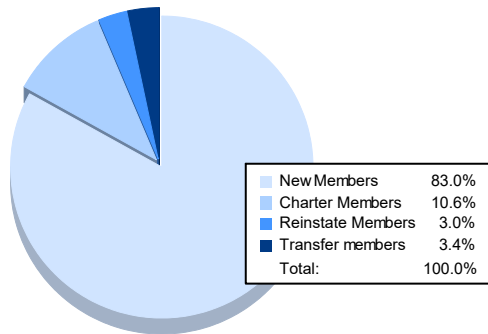


Year	New Clubs	Dropped Clubs	Gain/ Loss Clubs	New Members	Charter Members	Reinstate Members	Transfer Members	Total Member Added	Total Members Dropped	Gain/ Loss Members
2021-2022	1	3	-2	352	28	5	8	393	678	-285
2022-2023	3	5	-2	468	91	6	8	573	623	-50
2023-2024	1	5	-4	503	22	5	13	543	694	-151
2024-2025	0	6	-6	422	4	20	36	482	711	-229
2025-2026	1	1	0	195	25	7	8	235	139	96
Average	1	4	-3	388	34	9	15	445	569	-124



Membership Composition

November 2025 Cumulative



Gender Composition

November 2025 Cumulative

