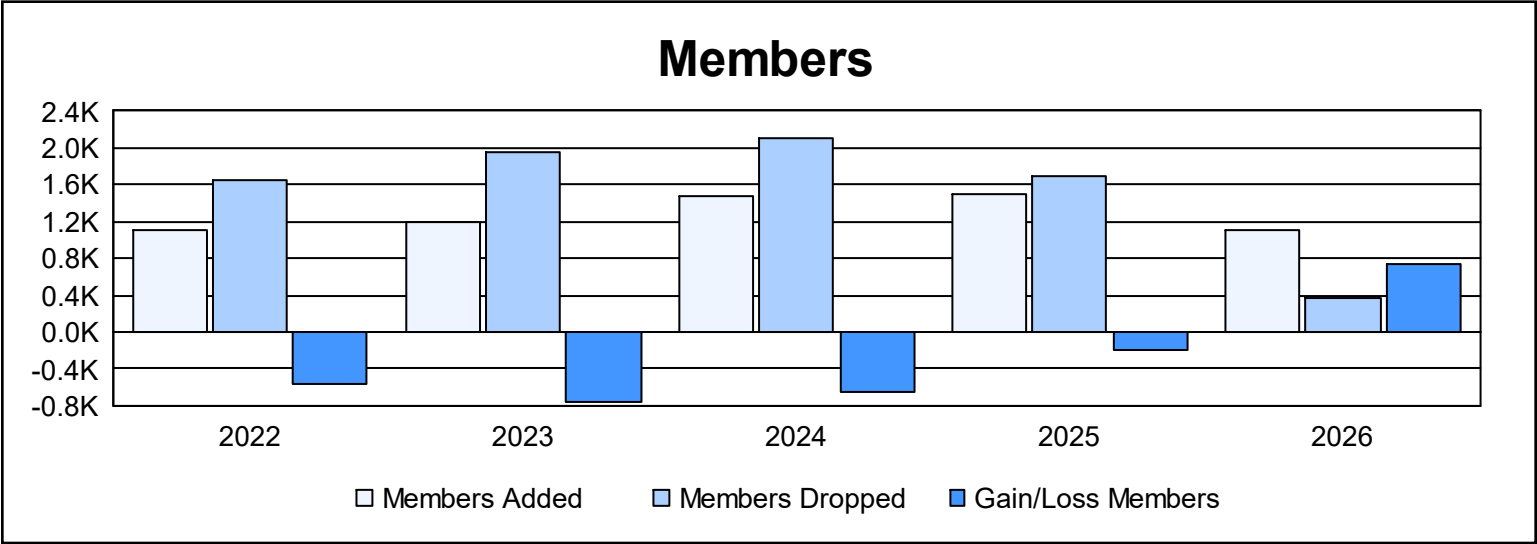
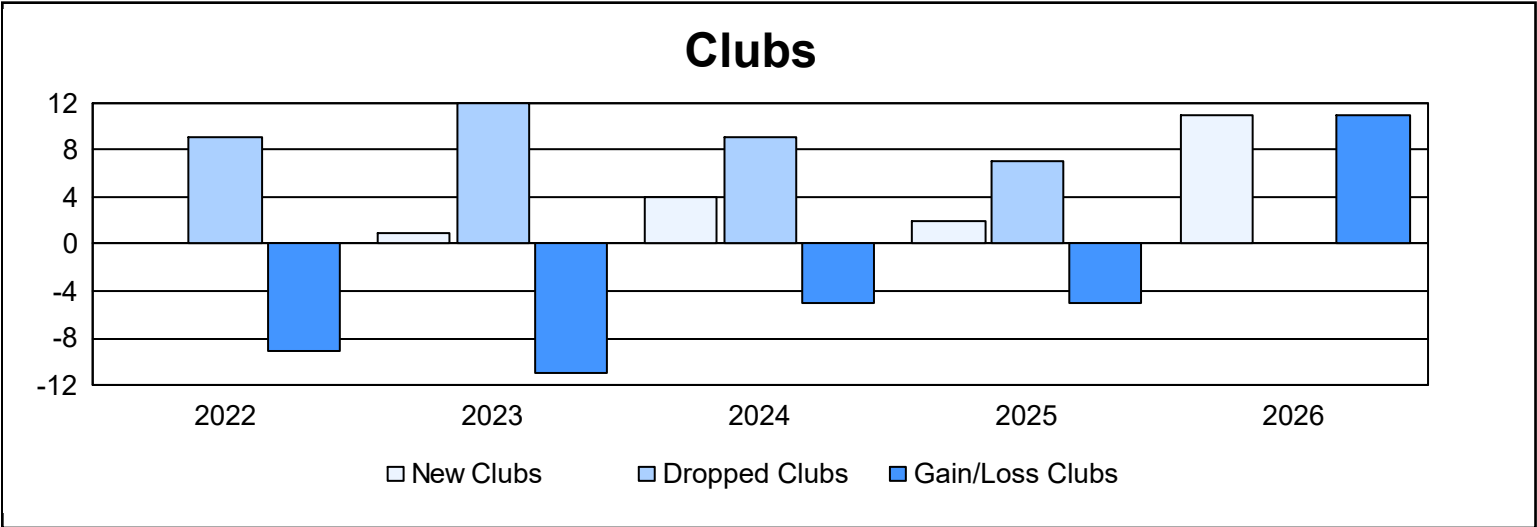
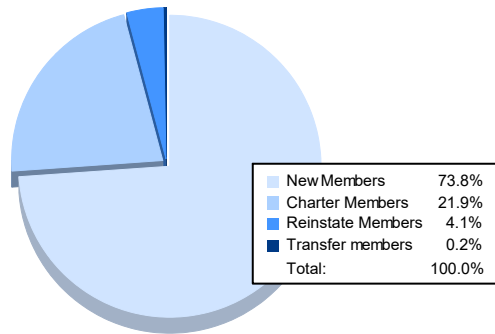


| Year | New Clubs | Dropped Clubs | Gain/ Loss Clubs | New Members | Charter Members | Reinstate Members | Transfer Members | Total Member Added | Total Members Dropped | Gain/ Loss Members |
|-----------|-----------|---------------|------------------|-------------|-----------------|-------------------|------------------|--------------------|-----------------------|--------------------|
| 2021-2022 | 0 | 9 | -9 | 1,055 | 4 | 12 | 29 | 1,100 | 1,655 | -555 |
| 2022-2023 | 1 | 12 | -11 | 1,087 | 41 | 23 | 37 | 1,188 | 1,959 | -771 |
| 2023-2024 | 4 | 9 | -5 | 1,268 | 132 | 44 | 28 | 1,472 | 2,116 | -644 |
| 2024-2025 | 2 | 7 | -5 | 1,289 | 76 | 84 | 45 | 1,494 | 1,699 | -205 |
| 2025-2026 | 11 | 0 | 11 | 815 | 242 | 45 | 2 | 1,104 | 365 | 739 |
| Average | 4 | 7 | -4 | 1,103 | 99 | 42 | 28 | 1,272 | 1,559 | -287 |



Membership Composition November 2025 Cumulative



Gender Composition November 2025 Cumulative

