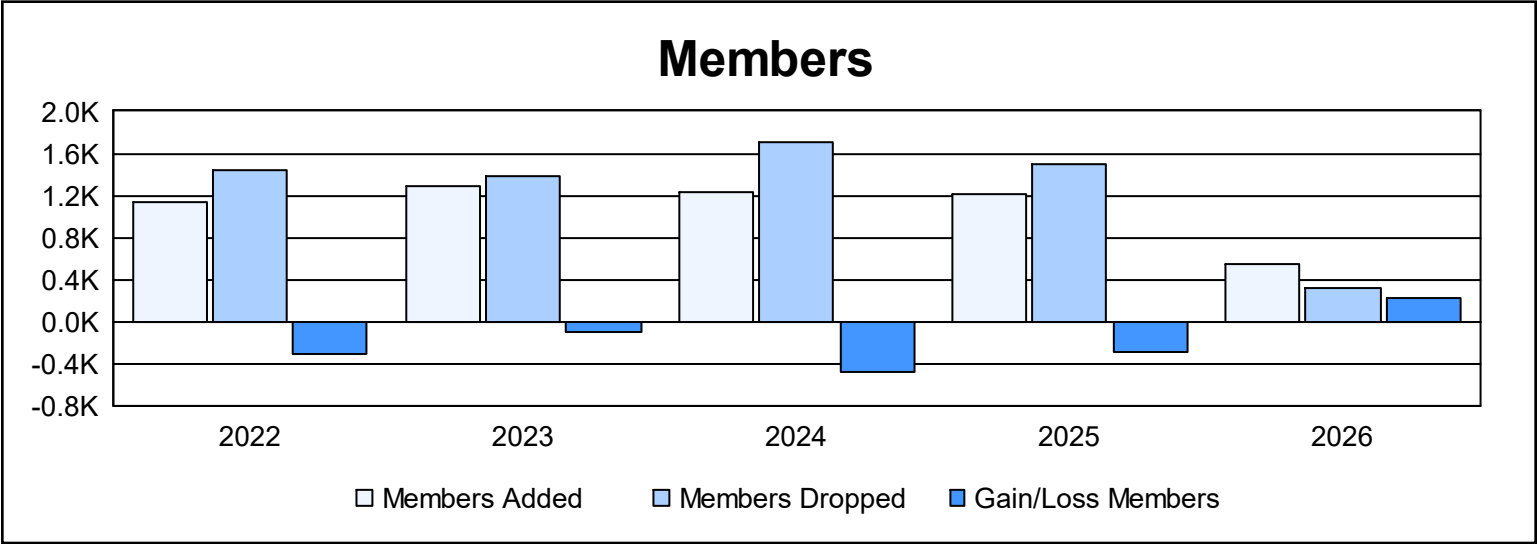
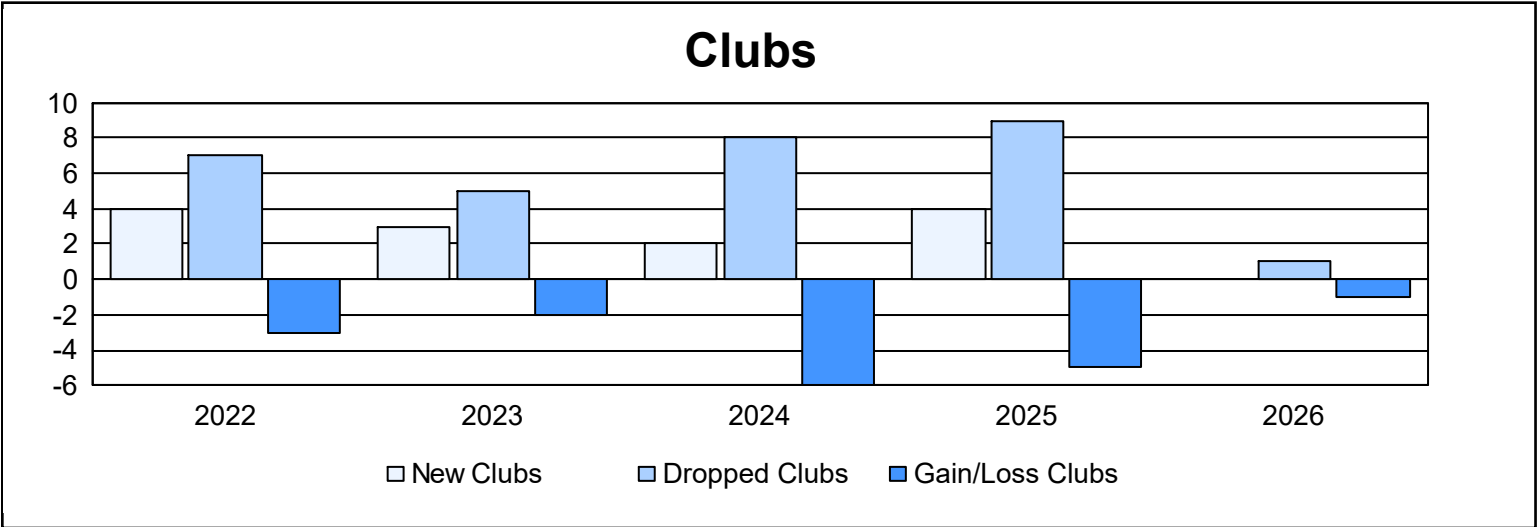
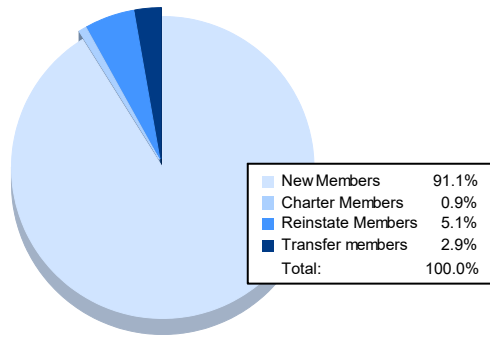


Year	New Clubs	Dropped Clubs	Gain/ Loss Clubs	New Members	Charter Members	Reinstate Members	Transfer Members	Total Member Added	Total Members Dropped	Gain/ Loss Members
2021-2022	4	7	-3	948	120	31	36	1,135	1,436	-301
2022-2023	3	5	-2	1,149	78	26	25	1,278	1,381	-103
2023-2024	2	8	-6	1,138	61	16	21	1,236	1,708	-472
2024-2025	4	9	-5	993	125	38	56	1,212	1,501	-289
2025-2026	0	1	-1	500	5	28	16	549	324	225
Average	3	6	-3	946	78	28	31	1,082	1,270	-188



Membership Composition

November 2025 Cumulative



Gender Composition

November 2025 Cumulative

