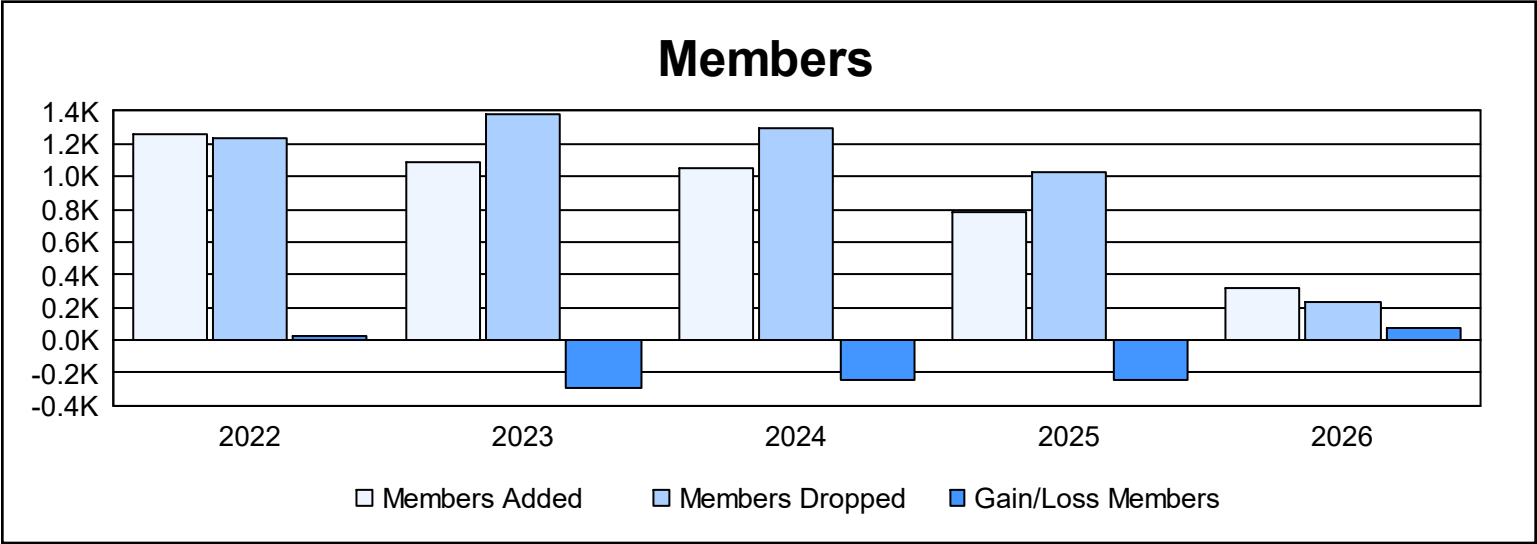
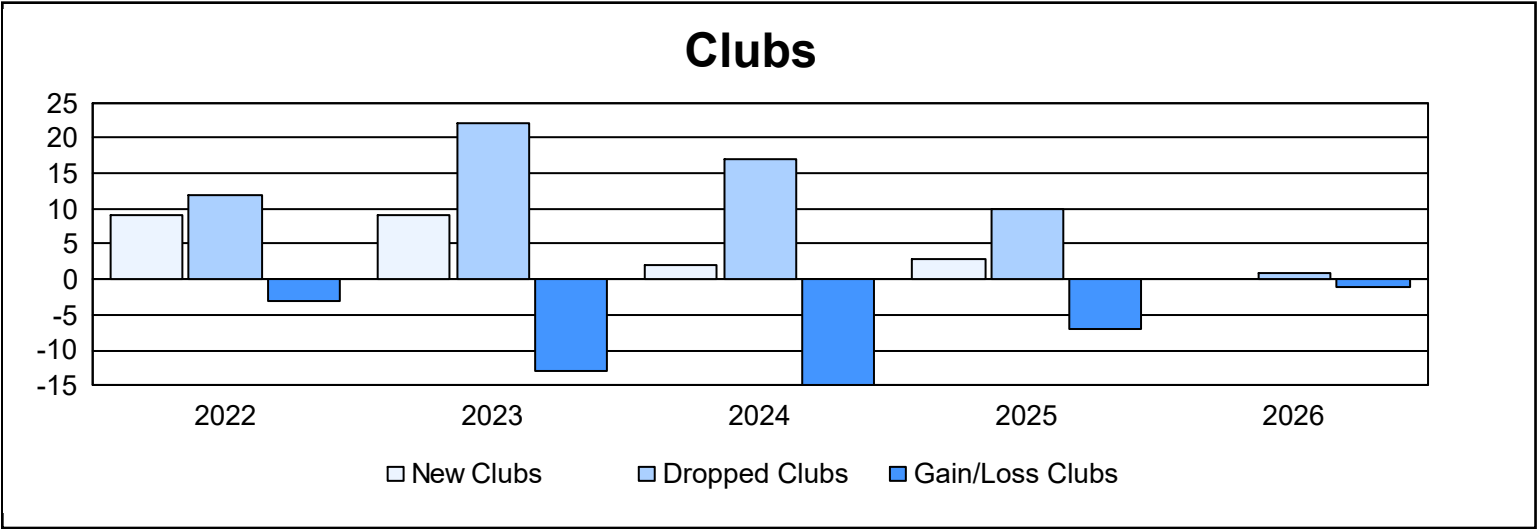
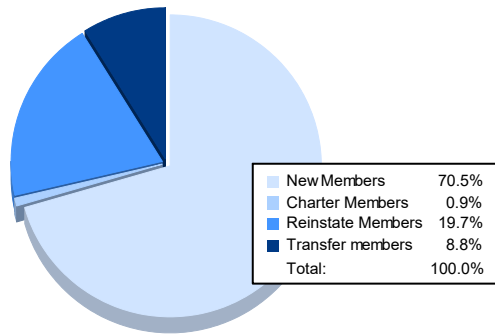


Year	New Clubs	Dropped Clubs	Gain/ Loss Clubs	New Members	Charter Members	Reinstate Members	Transfer Members	Total Member Added	Total Members Dropped	Gain/ Loss Members
2021-2022	9	12	-3	839	262	104	58	1,263	1,232	31
2022-2023	9	22	-13	703	223	81	83	1,090	1,377	-287
2023-2024	2	17	-15	657	120	139	136	1,052	1,297	-245
2024-2025	3	10	-7	485	61	161	74	781	1,028	-247
2025-2026	0	1	-1	225	3	63	28	319	239	80
Average	5	12	-8	582	134	110	76	901	1,035	-134



Membership Composition

November 2025 Cumulative



Gender Composition

November 2025 Cumulative

