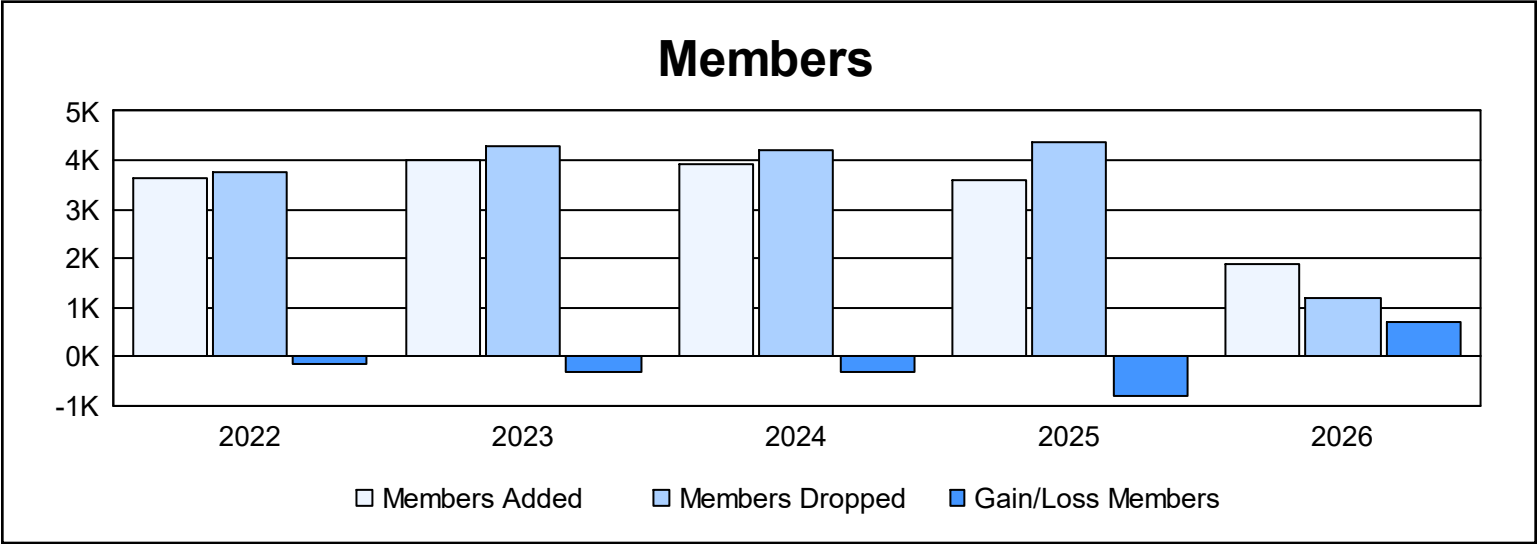
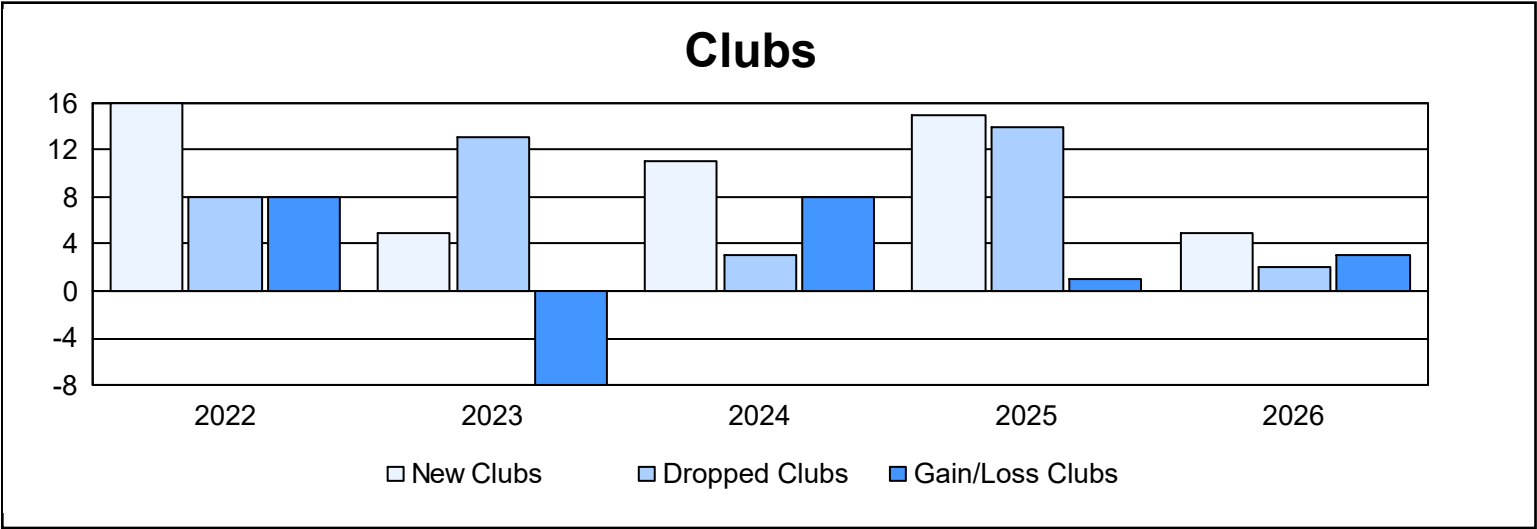
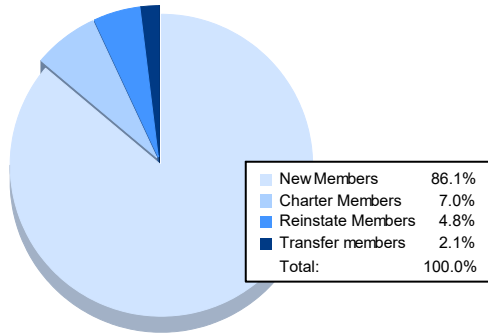


Year	New Clubs	Dropped Clubs	Gain/ Loss Clubs	New Members	Charter Members	Reinstate Members	Transfer Members	Total Member Added	Total Members Dropped	Gain/ Loss Members
2021-2022	16	8	8	2,928	533	101	56	3,618	3,770	-152
2022-2023	5	13	-8	3,587	196	133	68	3,984	4,301	-317
2023-2024	11	3	8	3,348	376	141	56	3,921	4,219	-298
2024-2025	15	14	1	2,908	390	224	69	3,591	4,384	-793
2025-2026	5	2	3	1,628	132	91	39	1,890	1,184	706
Average	10	8	2	2,880	325	138	58	3,401	3,572	-171



## Membership Composition

### November 2025 Cumulative



## Gender Composition

### November 2025 Cumulative

