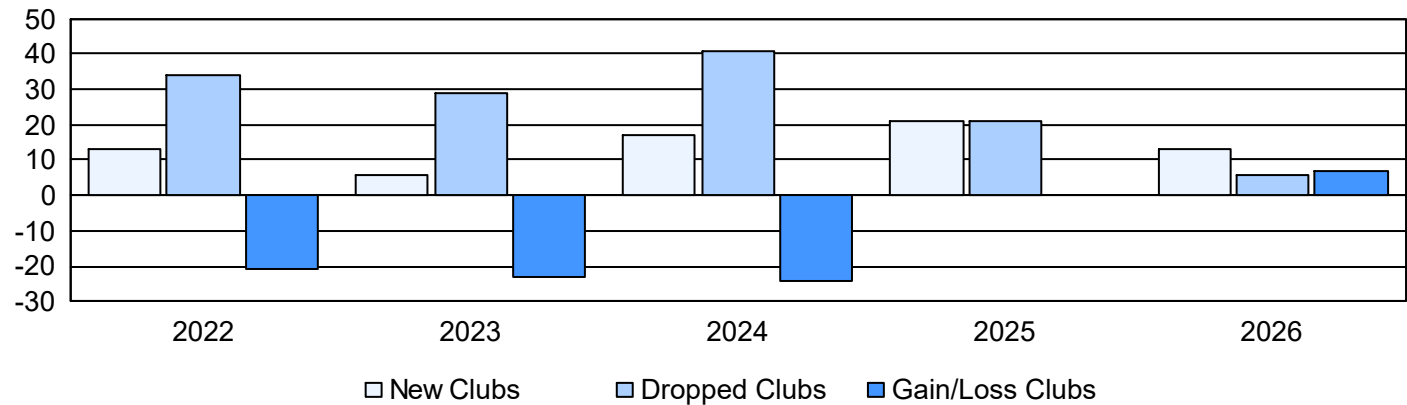
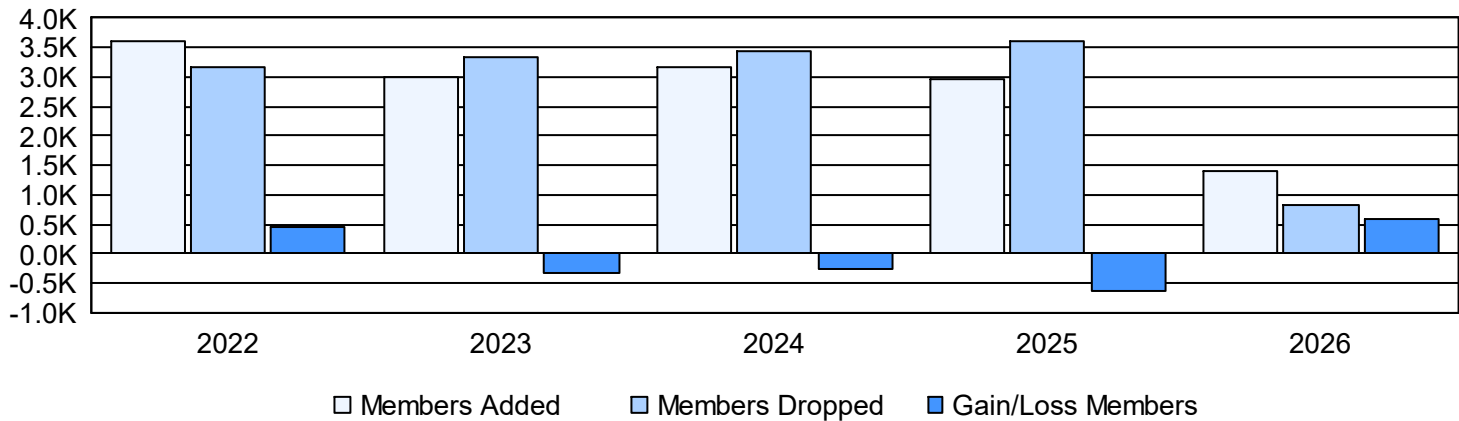


Year	New Clubs	Dropped Clubs	Gain/ Loss Clubs	New Members	Charter Members	Reinstate Members	Transfer Members	Total Member Added	Total Members Dropped	Gain/ Loss Members
2021-2022	13	34	-21	2,765	486	220	149	3,620	3,180	440
2022-2023	6	29	-23	2,213	359	263	154	2,989	3,332	-343
2023-2024	17	41	-24	2,281	503	261	118	3,163	3,427	-264
2024-2025	21	21	0	1,957	570	314	137	2,978	3,621	-643
2025-2026	13	6	7	926	340	113	35	1,414	820	594
Average	14	26	-12	2,028	452	234	119	2,833	2,876	-43

Clubs

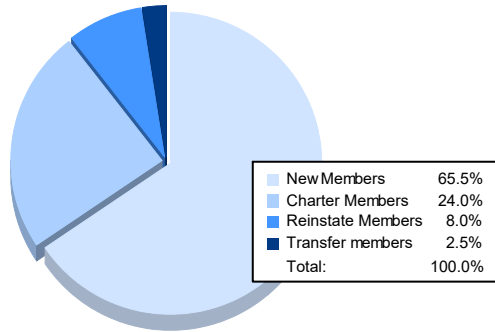


Members



Membership Composition

November 2025 Cumulative



Gender Composition

November 2025 Cumulative

