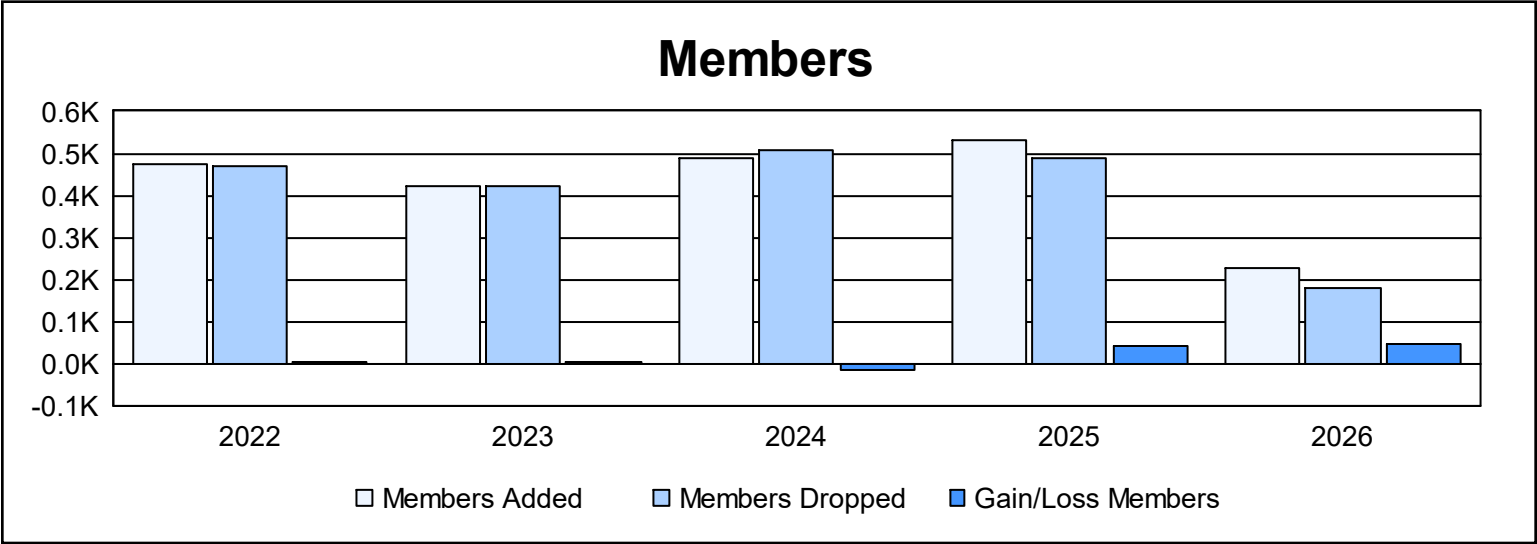
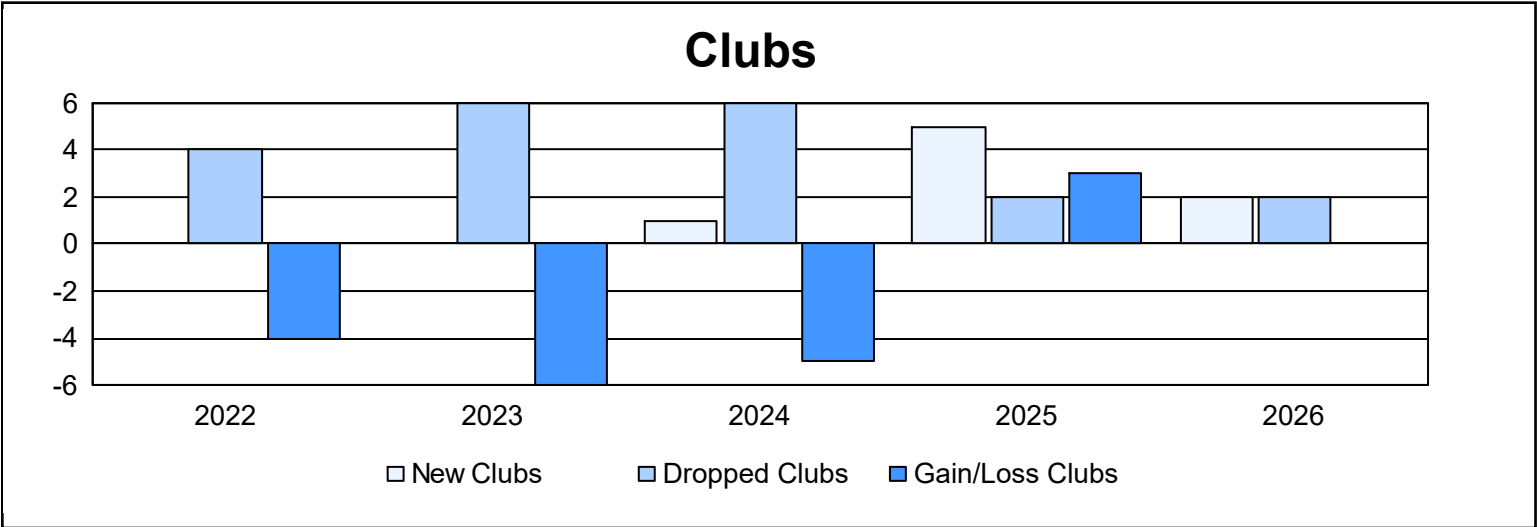
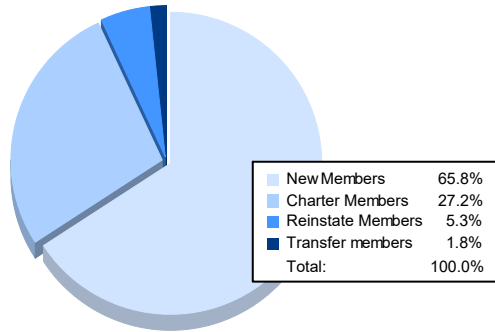


| Year      | New Clubs | Dropped Clubs | Gain/ Loss Clubs | New Members | Charter Members | Reinstate Members | Transfer Members | Total Member Added | Total Members Dropped | Gain/ Loss Members |
|-----------|-----------|---------------|------------------|-------------|-----------------|-------------------|------------------|--------------------|-----------------------|--------------------|
| 2021-2022 | 0         | 4             | -4               | 416         | 4               | 32                | 21               | 473                | 467                   | 6                  |
| 2022-2023 | 0         | 6             | -6               | 383         | 0               | 20                | 21               | 424                | 421                   | 3                  |
| 2023-2024 | 1         | 6             | -5               | 430         | 39              | 19                | 2                | 490                | 507                   | -17                |
| 2024-2025 | 5         | 2             | 3                | 335         | 138             | 44                | 12               | 529                | 487                   | 42                 |
| 2025-2026 | 2         | 2             | 0                | 150         | 62              | 12                | 4                | 228                | 180                   | 48                 |
| Average   | 2         | 4             | -2               | 343         | 49              | 25                | 12               | 429                | 412                   | 16                 |



## Membership Composition

### November 2025 Cumulative



## Gender Composition

### November 2025 Cumulative

