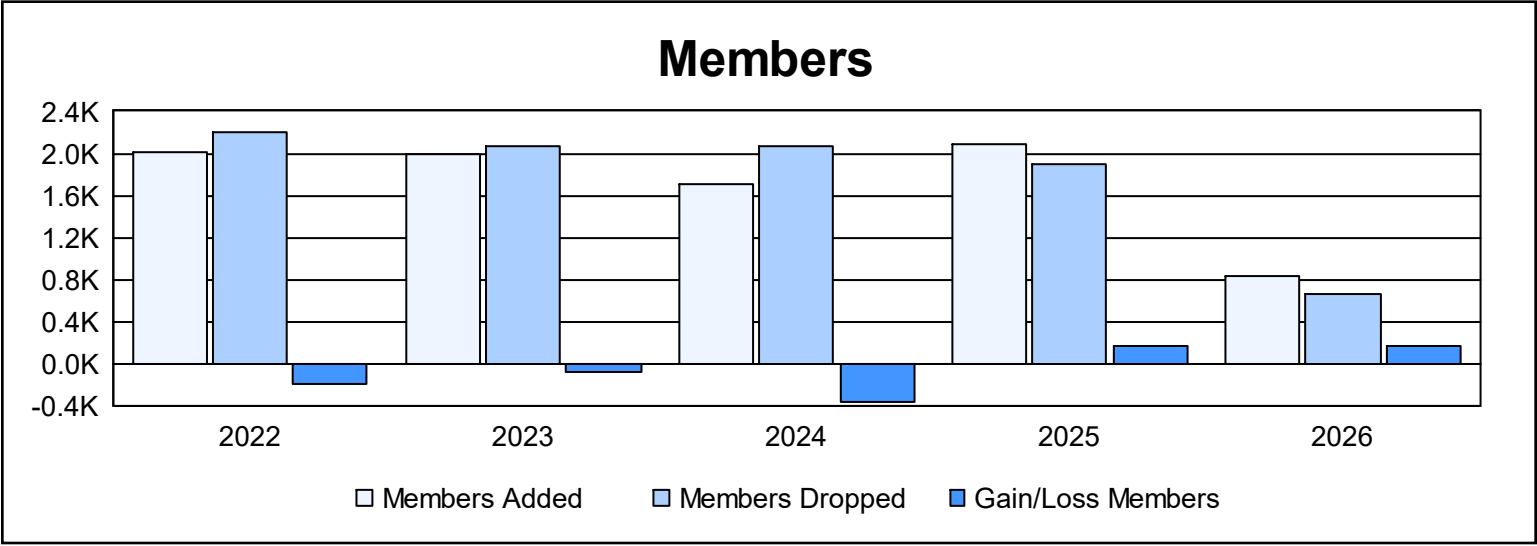
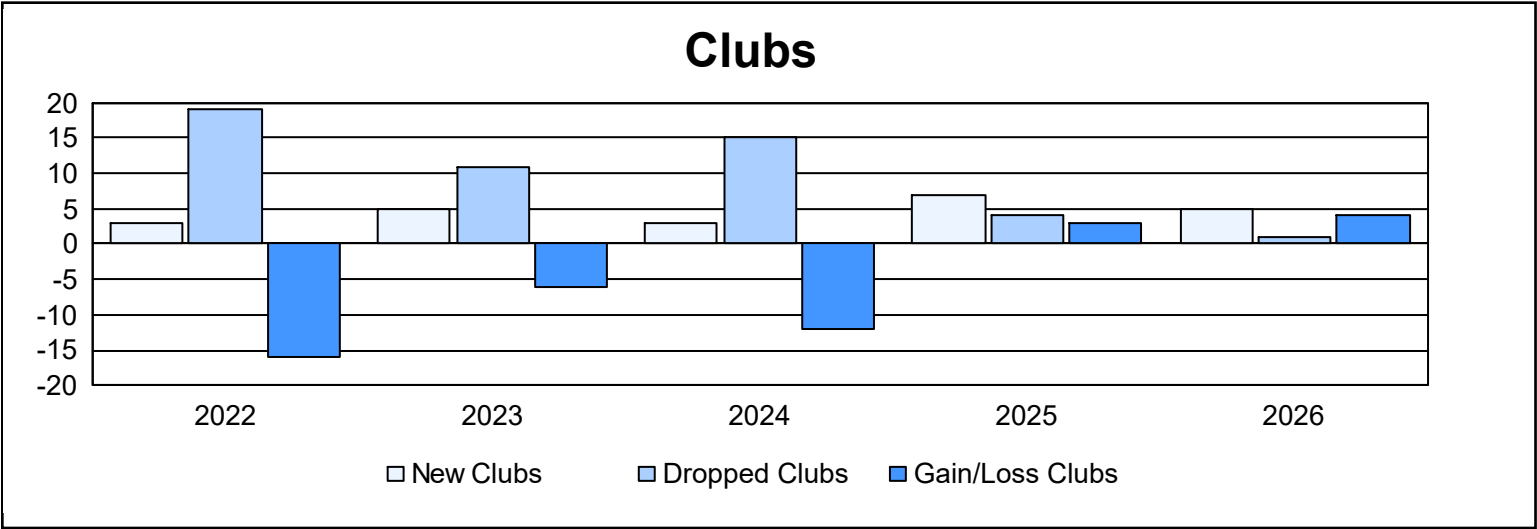
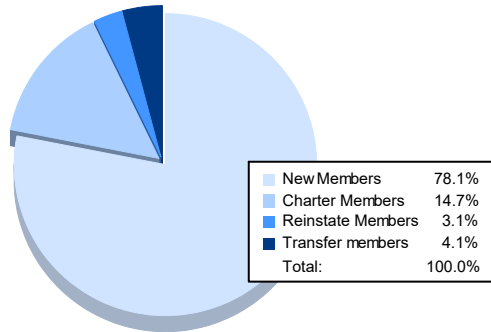


Year	New Clubs	Dropped Clubs	Gain/ Loss Clubs	New Members	Charter Members	Reinstate Members	Transfer Members	Total Member Added	Total Members Dropped	Gain/ Loss Members
2021-2022	3	19	-16	1,727	109	78	92	2,006	2,206	-200
2022-2023	5	11	-6	1,638	150	112	89	1,989	2,069	-80
2023-2024	3	15	-12	1,452	90	85	73	1,700	2,069	-369
2024-2025	7	4	3	1,695	180	106	96	2,077	1,902	175
2025-2026	5	1	4	652	123	26	34	835	661	174
Average	5	10	-5	1,433	130	81	77	1,721	1,781	-60



Membership Composition

November 2025 Cumulative



Gender Composition

November 2025 Cumulative

