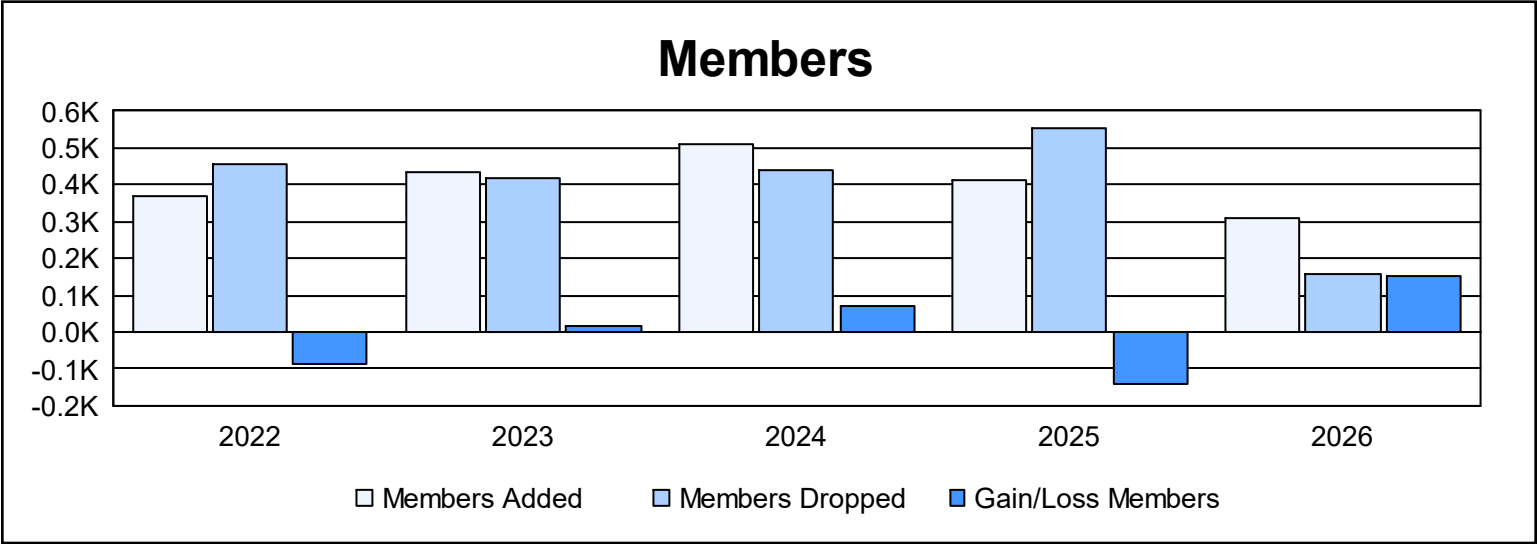
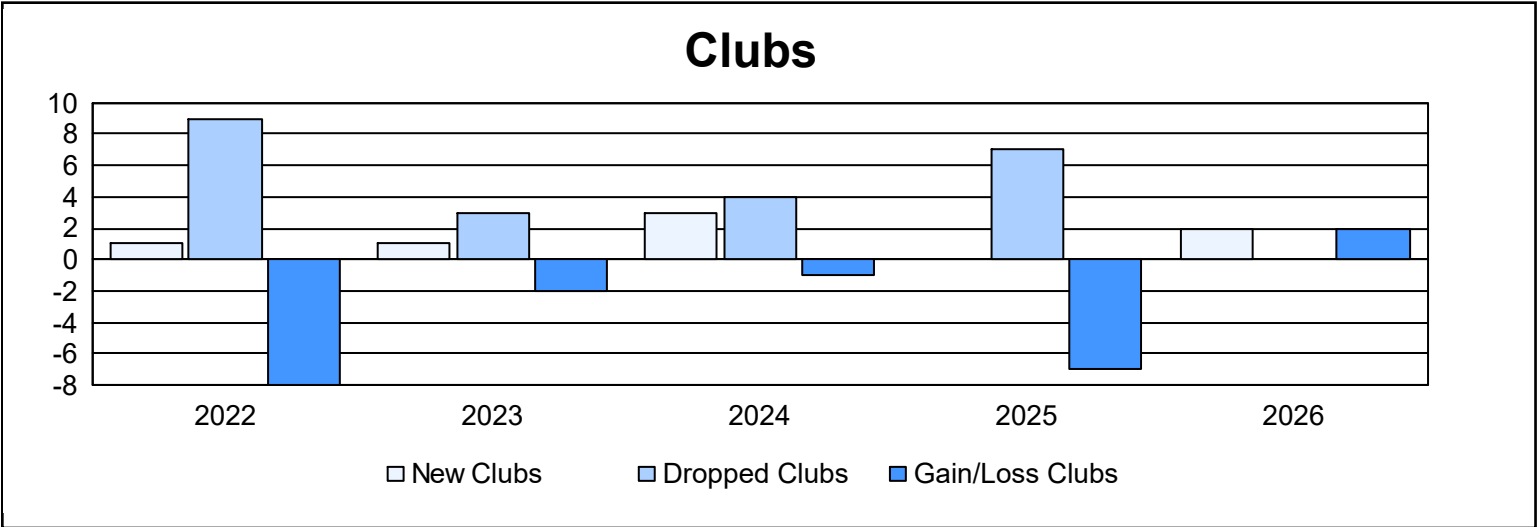
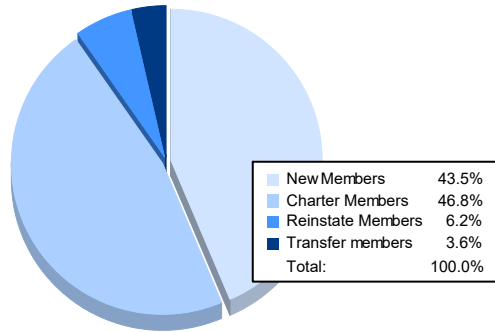


| Year | New Clubs | Dropped Clubs | Gain/ Loss Clubs | New Members | Charter Members | Reinstate Members | Transfer Members | Total Member Added | Total Members Dropped | Gain/ Loss Members |
|-----------|-----------|---------------|------------------|-------------|-----------------|-------------------|------------------|--------------------|-----------------------|--------------------|
| 2021-2022 | 1 | 9 | -8 | 239 | 45 | 78 | 7 | 369 | 457 | -88 |
| 2022-2023 | 1 | 3 | -2 | 362 | 28 | 31 | 12 | 433 | 418 | 15 |
| 2023-2024 | 3 | 4 | -1 | 422 | 51 | 20 | 15 | 508 | 439 | 69 |
| 2024-2025 | 0 | 7 | -7 | 341 | 1 | 65 | 8 | 415 | 556 | -141 |
| 2025-2026 | 2 | 0 | 2 | 134 | 144 | 19 | 11 | 308 | 158 | 150 |
| Average | 1 | 5 | -3 | 300 | 54 | 43 | 11 | 407 | 406 | 1 |



Membership Composition

November 2025 Cumulative



Gender Composition

November 2025 Cumulative

