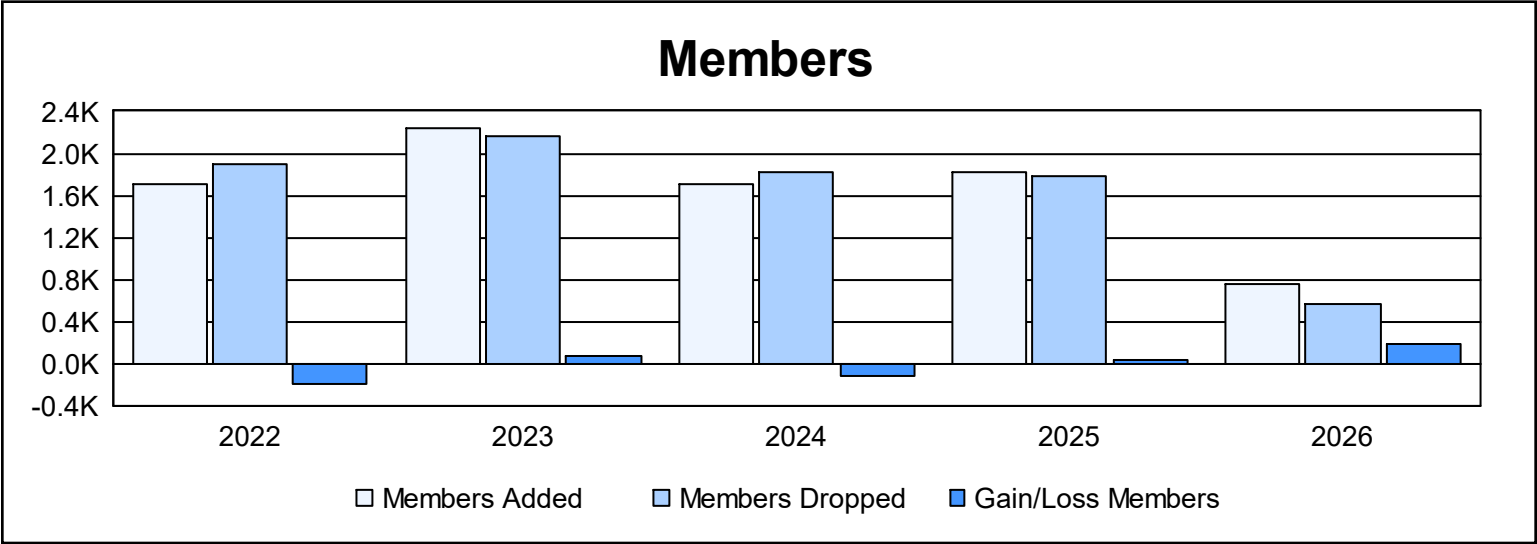
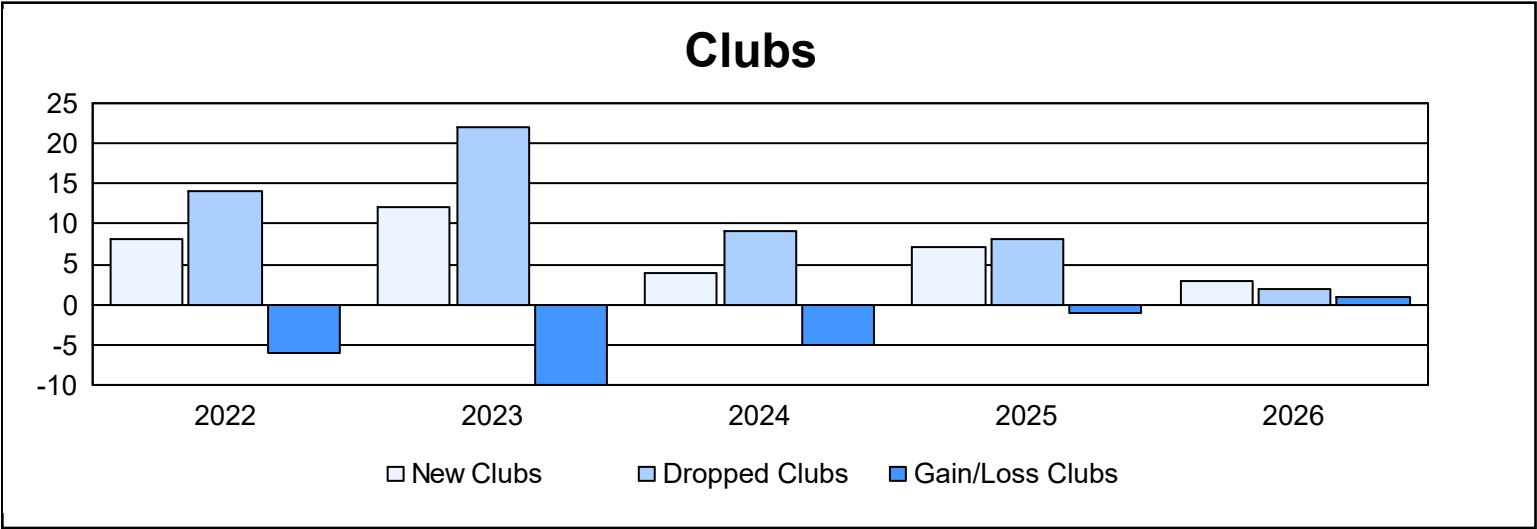
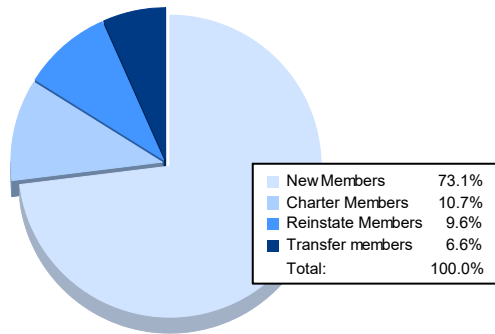


Year	New Clubs	Dropped Clubs	Gain/ Loss Clubs	New Members	Charter Members	Reinstate Members	Transfer Members	Total Member Added	Total Members Dropped	Gain/ Loss Members
2021-2022	8	14	-6	1,246	259	88	113	1,706	1,898	-192
2022-2023	12	22	-10	1,576	423	95	139	2,233	2,164	69
2023-2024	4	9	-5	1,416	118	81	95	1,710	1,823	-113
2024-2025	7	8	-1	1,402	170	171	78	1,821	1,782	39
2025-2026	3	2	1	547	80	72	49	748	560	188
Average	7	11	-4	1,237	210	101	95	1,644	1,645	-2



Membership Composition

November 2025 Cumulative



Gender Composition

November 2025 Cumulative

