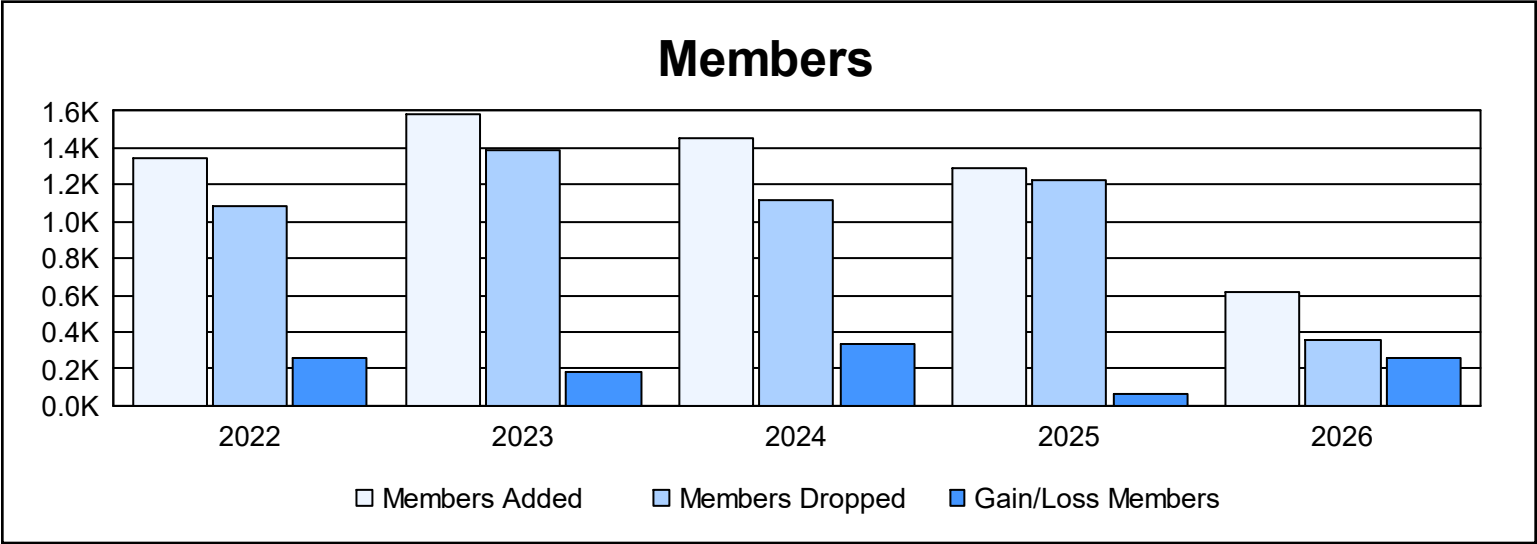
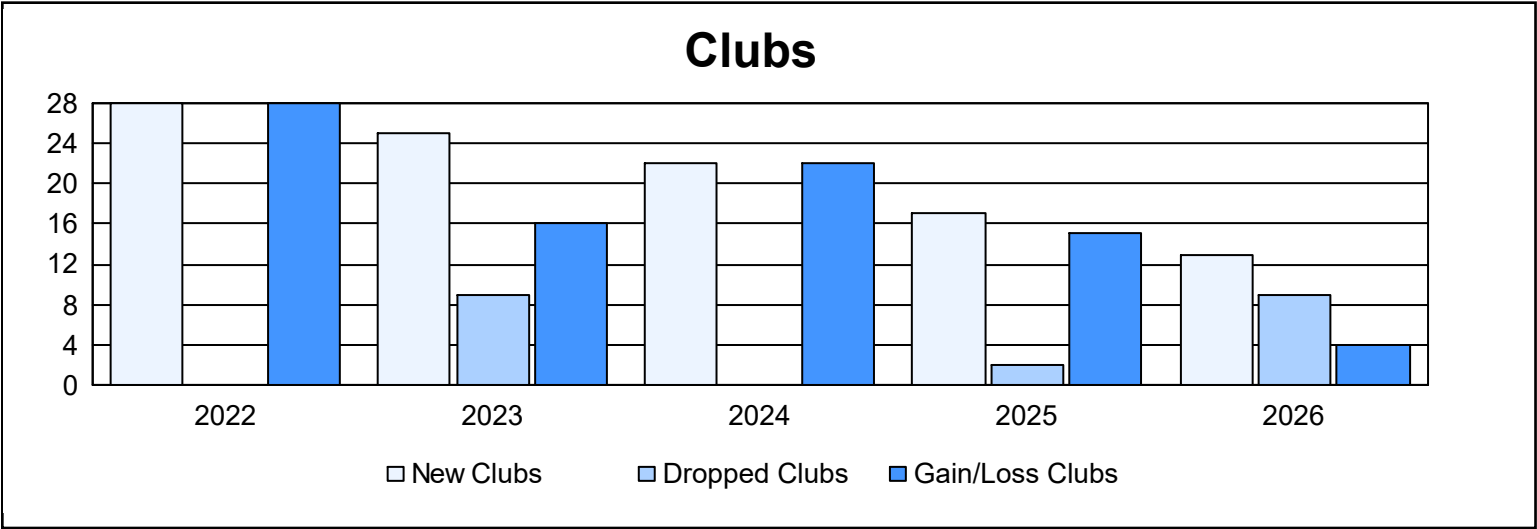
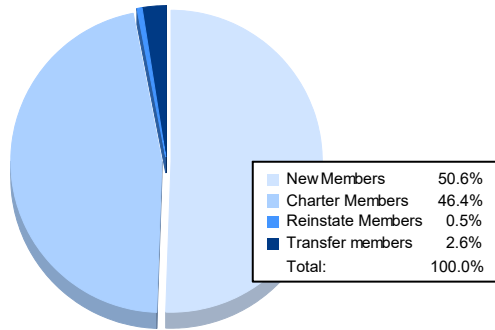


Year	New Clubs	Dropped Clubs	Gain/ Loss Clubs	New Members	Charter Members	Reinstate Members	Transfer Members	Total Member Added	Total Members Dropped	Gain/ Loss Members
2021-2022	28	0	28	606	715	10	16	1,347	1,089	258
2022-2023	25	9	16	801	730	32	15	1,578	1,390	188
2023-2024	22	0	22	825	509	74	42	1,450	1,116	334
2024-2025	17	2	15	794	390	36	68	1,288	1,225	63
2025-2026	13	9	4	312	286	3	16	617	360	257
Average	21	4	17	668	526	31	31	1,256	1,036	220



Membership Composition

November 2025 Cumulative



Gender Composition

November 2025 Cumulative

