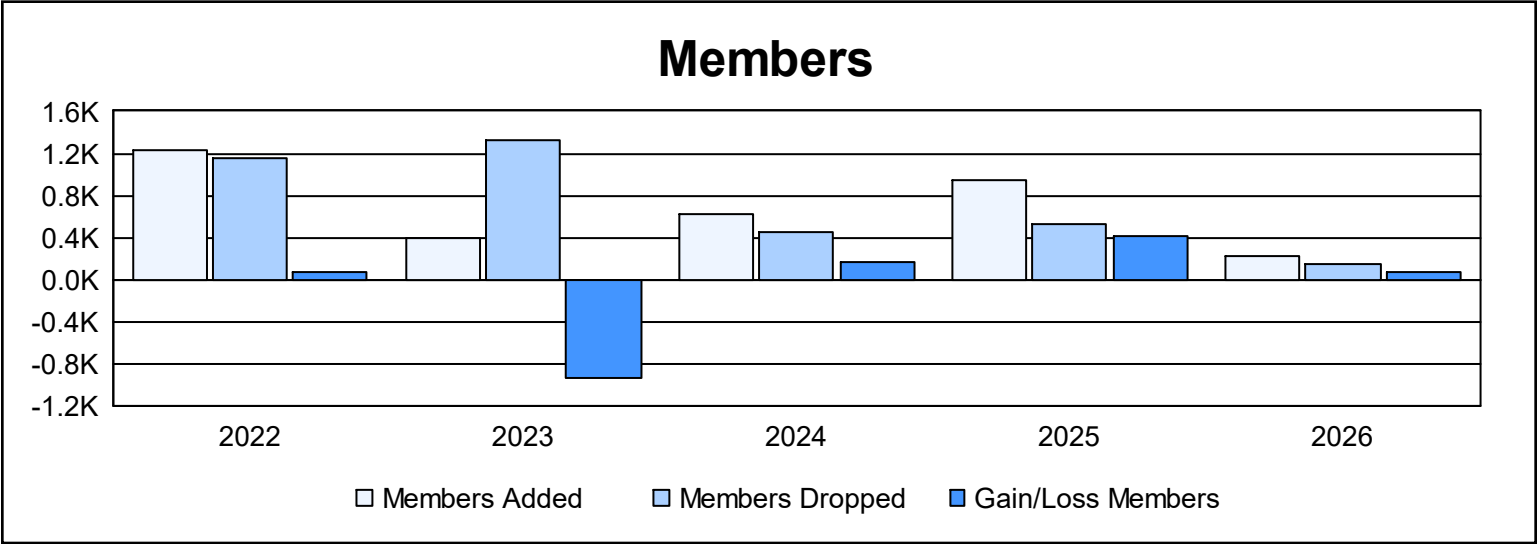
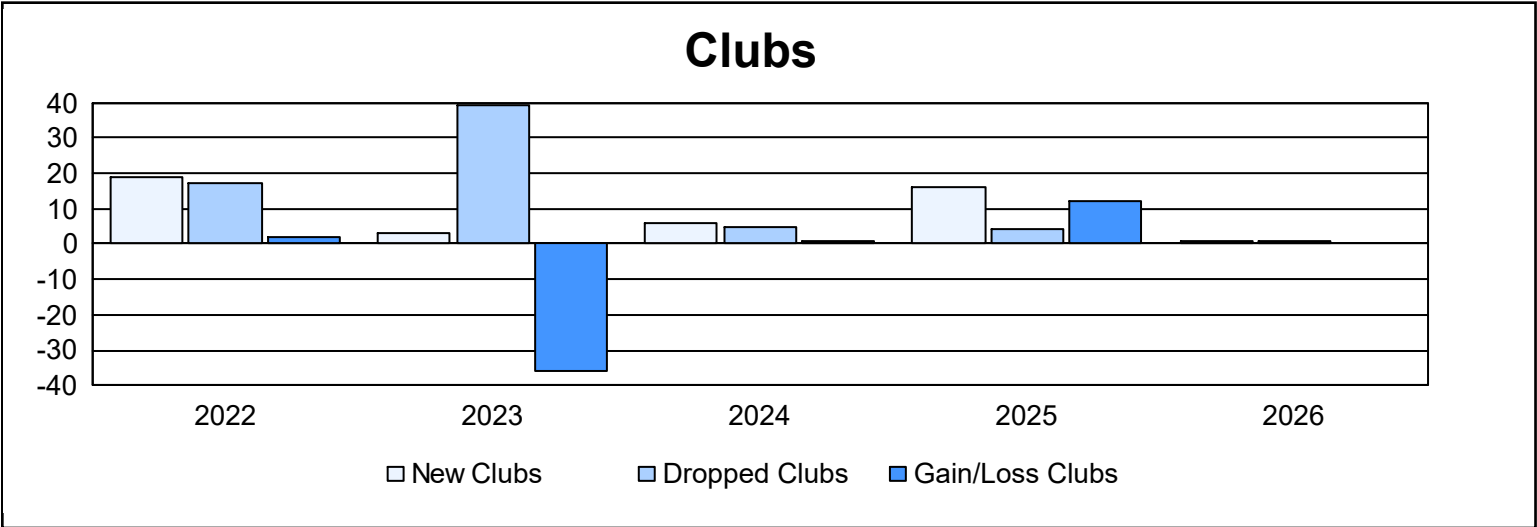
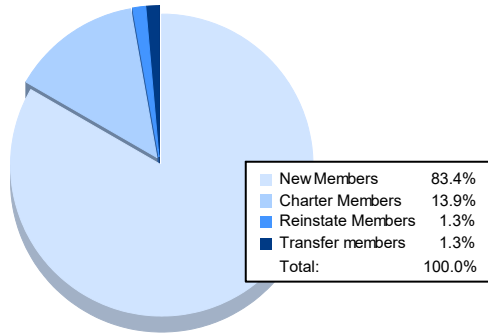


| Year      | New Clubs | Dropped Clubs | Gain/ Loss Clubs | New Members | Charter Members | Reinstate Members | Transfer Members | Total Member Added | Total Members Dropped | Gain/ Loss Members |
|-----------|-----------|---------------|------------------|-------------|-----------------|-------------------|------------------|--------------------|-----------------------|--------------------|
| 2021-2022 | 19        | 17            | 2                | 626         | 538             | 48                | 12               | 1,224              | 1,152                 | 72                 |
| 2022-2023 | 3         | 39            | -36              | 156         | 140             | 81                | 13               | 390                | 1,319                 | -929               |
| 2023-2024 | 6         | 5             | 1                | 389         | 169             | 53                | 13               | 624                | 455                   | 169                |
| 2024-2025 | 16        | 4             | 12               | 488         | 420             | 15                | 19               | 942                | 529                   | 413                |
| 2025-2026 | 1         | 1             | 0                | 186         | 31              | 3                 | 3                | 223                | 150                   | 73                 |
| Average   | 9         | 13            | -4               | 369         | 260             | 40                | 12               | 681                | 721                   | -40                |



## Membership Composition

### November 2025 Cumulative



## Gender Composition

### November 2025 Cumulative

