





District Health Assessment for Multiple District 201 through July 2025

		Clubs							Membership							Member Strength		Cancellation		Reports			Finance	Leadership			
District Name	Status/ Number of Months in Status *	Active Clubs	Clubs in Status Quo	Total Clubs	% Status Quo Clubs in Financial Suspension	New Clubs	Cancelled Clubs	YTD Net Club Gain/Loss	Current Members In Active Clubs	Current Members In Status Quo Clubs	Current Total Members Count	YTD Add	YTD Drop	YTD NetGrowth (includes Active and Status Quo)	YTD NetGrowth% (includes Active and Status Quo)	Member Count 12 Months Ago	Average Member Count Per Club	% of Clubs with less than 20 members	Average Cancelled Club Age	Members Lost Due to Cancelled Clubs	% of Clubs Reporting Service	% No MMR in 3 Months	% No Officer Report in 12 months	% of Clubs with balance 90+ days	Number of Zone Chairs Recorded	Number of Region Chairs Recorded	District Officers Vacancies **
201N1	T(19)	61	0	61	0%	0	0	0	1152	0	1152	25	14	11	0.96%	1,200	19	64%	0	0	30%	28%	2%	8%	0	0	
201N2		62	0	62	0%	0	0	0	1307	0	1307	20	9	11	0.85%	1,316	21	55%	0	0	53%	26%	6%	8%	8	0	
201N3	T(24)	54	0	54	0%	0	0	0	1045	0	1045	20	14	6	0.58%	1,060	19	54%	0	0	44%	20%	0%	2%	11	1	
201N4	T(24)	43	0	43	0%	0	0	0	778	0	778	18	7	11	1.43%	805	18	70%	0	0	35%	42%	0%	0%	8	0	2nd VDG
201N5		82	0	82	0%	1	0	1	1797	0	1797	82	21	61	3.51%	1,947	22	57%	0	0	40%	24%	4%	7%	15	8	
201Q1		65	0	65	0%	0	0	0	1337	0	1337	28	12	16	1.21%	1,371	21	54%	0	0	35%	20%	3%	0%	9	0	
201Q2	T(24)	63	0	63	0%	0	0	0	1014	0	1014	16	18	-2	-0.20%	1,034	16	68%	0	0	44%	37%	2%	2%	4	0	
201Q3		64	0	64	0%	0	0	0	1419	0	1419	28	12	16	1.14%	1,412	22	50%	0	0	53%	16%	2%	0%	11	0	
201Q4	T(24)	58	0	58	0%	0	0	0	930	0	930	9	8	1	0.11%	961	16	74%	0	0	31%	36%	0%	0%	14	5	
201C1	T(24)	54	0	54	0%	0	0	0	1073	0	1073	16	10	6	0.56%	1,052	20	59%	0	0	46%	37%	0%	6%	8	0	GMT
201C2		58	0	58	0%	0	0	0	1387	0	1387	17	13	4	0.29%	1,416	24	38%	0	0	40%	17%	2%	2%	19	0	2nd VDG
201T1	T(24)	44	0	44	0%	0	0	0	893	0	893	14	5	9	1.02%	907	20	61%	0	0	45%	34%	2%	2%	0	0	
201V2	T(2)	62	0	62	0%	0	0	0	1249	0	1249	17	16	1	0.08%	1,278	20	60%	0	0	44%	37%	3%	3%	10	4	
201V3	T(24)	57	0	57	0%	0	0	0	993	0	993	20	7	13	1.33%	1,002	17	67%	0	0	19%	28%	2%	2%	9	0	
201V5	T(13)	66	0	66	0%	0	0	0	1203	0	1203	23	10	13	1.09%	1,248	18	58%	0	0	45%	5%	9%	3%	0	0	2nd VDG
201V6	T(24)	55	0	55	0%	0	0	0	980	0	980	8	14	-6	-0.61%	1,041	18	65%	0	0	76%	25%	4%	2%	11	0	




District Health Assessment for Multiple District 201 through July 2025

 Status/ District Name Number of Months in Status *		Clubs							Membership							Member Strength		Cancellation		Reports			Finance		Leadership		
		Active Clubs	Clubs in Status Quo	Total Clubs	% Status Quo Clubs in Financial Suspension	New Clubs	Cancelled Clubs	YTD Net Club Gain/ Loss	Current Members In Active Clubs	Current Members In Status Quo Clubs	Current Total Members Count	YTD Add	YTD Drop	YTD NetGrowth (includes Active and Status Quo)	YTD NetGrowth% (includes Active and Status Quo)	Member Count 12 Months Ago	Average Member Count Per Club	% of Clubs with less than 20 members	Average Cancelled Club Age	Members Lost Due to Cancelled Clubs	% of Clubs Reporting Service	% No MMR in 3 Months	% No Officer Report in 12 months	% of Clubs with balance 90+ days	Number of Zone Chairs Recorded	Number of Region Chairs Recorded	District Officers Vacancies **
201V14	T(24)	73	0	73	0%	1	0	1	1144	0	1144	38	8	30	2.69%	1,151	16	70%	0	0	30%	40%	1%	5%	10	0	2nd VDG
201WA		94	0	94	0%	0	0	0	1726	0	1726	25	14	11	0.64%	1,736	18	59%	0	0	29%	36%	3%	6%	20	0	
		1115	0	1115	0%	2	0	2	21427	0	21427	424	212	212	1.00%	21,937	19	60%	0	0	41%	28%	3%	3%	167	18	



District Health Assessment for Multiple District 202 through July 2025

		Clubs							Membership							Member Strength		Cancellation		Reports			Finance	Leadership			
District Name	Status/ Number of Months in Status *	Active Clubs	Clubs in Status Quo	Total Clubs	% Status Quo Clubs in Financial Suspension	New Clubs	Cancelled Clubs	YTD Net Club Gain/Loss	Current Members In Active Clubs	Current Members In Status Quo Clubs	Current Total Members Count	YTD Add	YTD Drop	YTD NetGrowth (includes Active and Status Quo)	YTD NetGrowth% (includes Active and Status Quo)	Member Count 12 Months Ago	Average Member Count Per Club	% of Clubs with less than 20 members	Average Cancelled Club Age	Members Lost Due to Cancelled Clubs	% of Clubs Reporting Service	% No MMR in 3 Months	% No Officer Report in 12 months	% of Clubs with balance 90+ days	Number of Zone Chairs Recorded	Number of Region Chairs Recorded	District Officers Vacancies **
202 D	T(24)	34	0	34	0%	0	0	0	967	0	967	21	10	11	1.15%	974	28	26%	0	0	44%	9%	0%	3%	6	0	
202 E	T(24)	39	0	39	0%	0	0	0	1081	0	1081	14	10	4	0.37%	1,103	28	26%	0	0	31%	18%	5%	5%	2	0	2nd VDG
202 F	T(24)	38	0	38	0%	0	0	0	1120	0	1120	11	9	2	0.18%	1,142	29	29%	0	0	32%	29%	0%	0%	6	1	2nd VDG
202 J	T(24)	33	0	33	0%	0	0	0	1118	0	1118	7	11	-4	-0.36%	1,143	34	15%	0	0	30%	3%	3%	3%	6	0	
202 K	T(24)	55	0	55	0%	0	0	0	1061	0	1061	21	14	7	0.66%	1,055	19	55%	0	0	24%	22%	0%	4%	6	3	GLT
202 L	T(2)	50	0	50	0%	0	1	-1	1240	0	1240	4	10	-6	-0.48%	1,293	25	36%	51	1	38%	22%	2%	2%	10	2	
202 M	T(24)	35	0	35	0%	0	0	0	808	0	808	9	8	1	0.12%	853	23	43%	0	0	31%	6%	3%	0%	7	0	
		284	0	284	0%	0	1	-1	7395	0	7395	87	72	15	0.20%	7,563	26	35%	51	1	32%	17%	2%	2%	43	6	



District Health Assessment for Multiple District 307 through July 2025

District Name	Status/ Number of Months in Status *	Clubs							Membership							Member Strength		Cancellation		Reports			Finance	Leadership			
		Active Clubs	Clubs in Status Quo	Total Clubs	% Status Quo Clubs in Financial Suspension	New Clubs	Cancelled Clubs	YTD Net Club Gain/Loss	Current Members In Active Clubs	Current Members In Status Quo Clubs	Current Total Members Count	YTD Add	YTD Drop	YTD NetGrowth (includes Active and Status Quo)	YTD NetGrowth% (includes Active and Status Quo)	Member Count 12 Months Ago	Average Member Count Per Club	% of Clubs with less than 20 members	Average Cancelled Club Age	Members Lost Due to Cancelled Clubs	% of Clubs Reporting Service	% No MMR in 3 Months	% No Officer Report in 12 months	% of Clubs with balance 90+ days	Number of Zone Chairs Recorded	Number of Region Chairs Recorded	District Officers Vacancies **
307 A1		125	0	125	0%	6	0	6	3005	0	3005	242	36	206	7.36%	2,334	24	42%	0	0	31%	16%	6%	6%	18	10	
307 A2		148	1	149	100%	8	0	8	4841	17	4858	182	116	66	1.38%	4,244	33	26%	0	0	42%	11%	3%	12%	28	7	
307B1		107	0	107	0%	4	0	4	2424	0	2424	106	42	64	2.71%	2,186	23	43%	0	0	59%	17%	6%	1%	18	6	
307B2		166	0	166	0%	8	2	6	4688	0	4688	198	72	126	2.76%	3,943	28	30%	23	10	42%	31%	19%	10%	28	9	
		546	1	547	100%	26	2	24	14958	17	14975	728	266	462	3.18%	12,707	27	34%	23	10	43%	19%	9%	8%	92	32	



District Health Assessment for Ident 5807 - TAHITI - UND through July 2025

Status/ District Name of Months in Status *		Clubs							Membership							Member Strength		Cancellation		Reports			Finance	Leadership			
		Active Clubs	Clubs in Status Quo	Total Clubs	% Status Quo in Financial Suspension	New Clubs	Cancelled Clubs	YTD Net Club Gain/ Loss	Current Members In Active Clubs	Current Members In Status Quo Clubs	Current Total Members Count	YTD Add	YTD Drop	YTD NetGrowth (includes Active and Status Quo)	YTD NetGrowth% (includes Active and Status Quo)	Member Count 12 Months Ago	Average Member Count Per Club	% of Clubs with less than 20 members	Average Cancelled Club Age	Members Lost Due to Cancelled Clubs	% of Clubs Reporting Service	% No MMR in 3 Months	% No Officer Report in 12 months	% of Clubs with balance 90+ days	Number of Zone Chairs Recorded	Number of Region Chairs Recorded	District Officers Vacancies **
Ident 5807 - TAHITI		1	0	1	0%	0	0	0	23	0	23	0	0	0	0.00%	22	23	0%	0	0	100%	100%	0%	0%	0	0	
		1	0	1	0%	0	0	0	23	0	23	0	0	0	0.00%	22	23	0%	0	0	100%	100%	0%	0%	0	0	



District Health Assessment for Ident 5895 - NEW CALEDONIA - UND through July 2025

Status/ District Name Number of Months in Status *		Clubs							Membership							Member Strength		Cancellation		Reports			Finance	Leadership			
		Active Clubs	Clubs in Status Quo	Total Clubs	% Status Quo Clubs in Financial Suspension	New Clubs	Cancelled Clubs	YTD Net Club Gain/Loss	Current Members In Active Clubs	Current Members In Status Quo Clubs	Current Total Members Count	YTD Add	YTD Drop	YTD NetGrowth (includes Active and Status Quo)	YTD NetGrowth% (includes Active and Status Quo)	Member Count 12 Months Ago	Average Member Count Per Club	% of Clubs with less than 20 members	Average Cancelled Club Age	Members Lost Due to Cancelled Clubs	% of Clubs Reporting Service	% No MMR in 3 Months	% No Officer Report in 12 months	% of Clubs with balance 90+ days	Number of Zone Chairs Recorded	Number of Region Chairs Recorded	District Officers Vacancies **
Ident 5895 - NEW CALEDONIA		12	0	12	0%	0	0	0	198	0	198	2	0	2	1.02%	176	17	75%	0	0	25%	50%	17%	0%	0	0	
		12	0	12	0%	0	0	0	198	0	198	2	0	2	1.02%	176	17	75%	0	0	25%	50%	17%	0%	0	0	

* - District Status: P - Provisional, T - Transitional.
** - District Officers Vacancies: DG - District Governor, 1st VDG - First Vice District Governor, 2nd VDG - Second Vice District Governor.