




District Health Assessment for Multiple District 403 through July 2025

District Name	Status/ Number of Months in Status *	Clubs						Membership								Member Strength		Cancellation		Reports			Finance	Leadership			
		Active Clubs	Clubs in Status Quo	Total Clubs	% Status Quo Clubs in Financial Suspension	New Clubs	Cancelled Clubs	YTD Net Club Gain/Loss	Current Members In Active Clubs	Current Members In Status Quo Clubs	Current Total Members Count	YTD Add	YTD Drop	YTD NetGrowth (includes Active and Status Quo)	YTD NetGrowth% (includes Active and Status Quo)	Member Count 12 Months Ago	Average Member Count Per Club	% of Clubs with less than 20 members	Average Cancelled Club Age	Members Lost Due to Cancelled Clubs	% of Clubs Reporting Service	% No MMR in 3 Months	% No Officer Report in 12 months	% of Clubs with balance 90+ days	Number of Zone Chairs Recorded	Number of Region Chairs Recorded	District Officers Vacancies **
403 A1		90	0	90	0%	0	0	0	1969	0	1969	19	37	-18	-0.91%	1,734	22	42%	0	0	46%	27%	12%	2%	15	4	
403 A2		119	0	119	0%	0	0	0	2418	0	2418	19	30	-11	-0.45%	2,413	20	54%	0	0	27%	24%	7%	6%	22	7	
403 A3		77	1	78	0%	2	0	2	1925	23	1948	61	30	31	1.62%	1,852	25	32%	0	0	74%	32%	4%	13%	17	8	
403 A4		73	0	73	0%	0	0	0	1793	0	1793	16	9	7	0.39%	1,726	25	30%	0	0	100%	16%	0%	5%	14	4	GST
403 B1		83	2	85	0%	0	0	0	1296	29	1325	30	26	4	0.30%	1,520	16	69%	0	0	49%	27%	14%	15%	0	0	
		442	3	445	0%	2	0	2	9401	52	9453	145	132	13	0.14%	9,245	21	47%	0	0	55%	25%	8%	8%	68	23	




District Health Assessment for Multiple District 404 through July 2025

		Clubs							Membership							Member Strength		Cancellation		Reports			Finance	Leadership			
District Name	Status/ Number of Months in Status *	Active Clubs	Clubs in Status Quo	Total Clubs	% Status Quo Clubs in Financial Suspension	New Clubs	Cancelled Clubs	YTD Net Club Gain/Loss	Current Members In Active Clubs	Current Members In Status Quo Clubs	Current Total Members Count	YTD Add	YTD Drop	YTD NetGrowth (includes Active and Status Quo)	YTD NetGrowth% (includes Active and Status Quo)	Member Count 12 Months Ago	Average Member Count Per Club	% of Clubs with less than 20 members	Average Cancelled Club Age	Members Lost Due to Cancelled Clubs	% of Clubs Reporting Service	% No MMR in 3 Months	% No Officer Report in 12 months	% of Clubs with balance 90+ days	Number of Zone Chairs Recorded	Number of Region Chairs Recorded	District Officers Vacancies **
404 A2		70	0	70	0%	0	0	0	1566	0	1566	40	33	7	0.45%	1,722	22	51%	0	0	57%	14%	10%	20%	25	11	2nd VDG
404 A3		58	0	58	0%	0	0	0	1321	0	1321	17	5	12	0.92%	1,263	23	48%	0	0	64%	17%	10%	14%	16	8	
404 A4		68	0	68	0%	0	0	0	1277	0	1277	16	9	7	0.55%	1,306	19	54%	0	0	26%	16%	10%	16%	19	10	2nd VDG
404 B2		101	1	102	100%	1	0	1	2394	11	2405	67	42	25	1.05%	1,969	24	36%	0	0	59%	25%	12%	23%	25	12	
404 B3		75	0	75	0%	0	0	0	1800	0	1800	22	5	17	0.95%	1,541	24	31%	0	0	72%	19%	16%	27%	23	9	
404 B4		67	0	67	0%	2	0	2	1645	0	1645	72	8	64	4.05%	1,413	25	31%	0	0	54%	15%	9%	15%	30	12	
		439	1	440	100%	3	0	3	10003	11	10014	234	102	132	1.34%	9,214	23	41%	0	0	56%	18%	11%	20%	138	62	




District Health Assessment for Multiple District 410 through July 2025

		Clubs							Membership							Member Strength		Cancellation		Reports			Finance		Leadership		
District Name	Status/ Number of Months in Status *	Active Clubs	Clubs in Status Quo	Total Clubs	% Status Quo Clubs in Financial Suspension	New Clubs	Cancelled Clubs	YTD Net Club Gain/Loss	Current Members In Active Clubs	Current Members In Status Quo Clubs	Current Total Members Count	YTD Add	YTD Drop	YTD NetGrowth (includes Active and Status Quo)	YTD NetGrowth% (includes Active and Status Quo)	Member Count 12 Months Ago	Average Member Count Per Club	% of Clubs with less than 20 members	Average Cancelled Club Age	Members Lost Due to Cancelled Clubs	% of Clubs Reporting Service	% No MMR in 3 Months	% No Officer Report in 12 months	% of Clubs with balance 90+ days	Number of Zone Chairs Recorded	Number of Region Chairs Recorded	District Officers Vacancies **
410 E	T(24)	60	0	60	0%	0	0	0	865	0	865	19	14	5	0.58%	833	14	80%	0	0	90%	17%	3%	0%	11	0	
410 W	T(24)	55	0	55	0%	0	0	0	870	0	870	18	11	7	0.81%	854	16	76%	0	0	96%	11%	0%	16%	10	0	
		115	0	115	0%	0	0	0	1735	0	1735	37	25	12	0.70%	1,687	15	78%	0	0	93%	14%	2%	8%	21	0	




District Health Assessment for Multiple District 411 through July 2025

 Status/ Number of Months in Status *		Clubs							Membership							Member Strength		Cancellation		Reports			Finance	Leadership			
		Active Clubs	Clubs in Status Quo	Total Clubs	% Status Quo Clubs in Financial Suspension	New Clubs	Cancelled Clubs	YTD Net Club Gain/ Loss	Current Members In Active Clubs	Current Members In Status Quo Clubs	Current Total Members Count	YTD Add	YTD Drop	YTD NetGrowth (includes Active and Status Quo)	YTD NetGrowth% (includes Active and Status Quo)	Member Count 12 Months Ago	Average Member Count Per Club	% of Clubs with less than 20 members	Average Cancelled Club Age	Members Lost Due to Cancelled Clubs	% of Clubs Reporting Service	% No MMR in 3 Months	% No Officer Report in 12 months	% of Clubs with balance 90+ days	Number of Zone Chairs Recorded	Number of Region Chairs Recorded	District Officers Vacancies **
411 A		65	0	65	0%	0	0	0	1727	0	1727	31	15	16	0.94%	1,484	27	37%	0	0	34%	23%	8%	9%	15	9	2nd VDG
411 B		63	0	63	0%	2	0	2	2358	0	2358	111	1	110	4.89%	1,962	37	27%	0	0	60%	3%	3%	10%	0	5	GLT
411 C	P	18	1	19	100%	0	0	0	500	20	520	49	7	42	8.79%	467	28	21%	0	0	63%	16%	0%	5%	6	2	
		146	1	147	100%	2	0	2	4585	20	4605	191	23	168	3.79%	3,913	32	31%	0	0	49%	14%	5%	9%	21	16	




District Health Assessment for Multiple District 412 through July 2025

 Status/ District Name Number of Months in Status *		Clubs							Membership							Member Strength		Cancellation		Reports			Finance		Leadership		
		Active Clubs	Clubs in Status Quo	Total Clubs	% Status Quo Clubs in Financial Suspension	New Clubs	Cancelled Clubs	YTD Net Club Gain/ Loss	Current Members In Active Clubs	Current Members In Status Quo Clubs	Current Total Members Count	YTD Add	YTD Drop	YTD NetGrowth (includes Active and Status Quo)	YTD NetGrowth% (includes Active and Status Quo)	Member Count 12 Months Ago	Average Member Count Per Club	% of Clubs with less than 20 members	Average Cancelled Club Age	Members Lost Due to Cancelled Clubs	% of Clubs Reporting Service	% No MMR in 3 Months	% No Officer Report in 12 months	% of Clubs with balance 90+ days	Number of Zone Chairs Recorded	Number of Region Chairs Recorded	District Officers Vacancies **
412 A	T(23)	52	0	52	0%	0	0	0	801	0	801	15	17	-2	-0.25%	841	15	63%	0	0	37%	27%	15%	12%	10	3	2nd VDG
412 B	T(24)	26	0	26	0%	0	1	-1	555	0	555	15	41	-26	-4.48%	552	21	50%	1	23	4%	46%	31%	8%	8	1	2nd VDG
		78	0	78	0%	0	1	-1	1356	0	1356	30	58	-28	-2.02%	1,393	17	59%	1	23	26%	33%	21%	10%	18	4	




District Health Assessment for District 352 through July 2025

		Clubs							Membership							Member Strength		Cancellation		Reports			Finance	Leadership			
District Name	Status/ Number of Months in Status *	Active Clubs	Clubs in Status Quo	Total Clubs	% Status Quo in Financial Suspension	New Clubs	Cancelled Clubs	YTD Net Club Gain/ Loss	Current Members In Active Clubs	Current Members In Status Quo Clubs	Current Total Members Count	YTD Add	YTD Drop	YTD NetGrowth (includes Active and Status Quo)	YTD NetGrowth% (includes Active and Status Quo)	Member Count 12 Months Ago	Average Member Count Per Club	% of Clubs with less than 20 members	Average Cancelled Club Age	Members Lost Due to Cancelled Clubs	% of Clubs Reporting Service	% No MMR in 3 Months	% No Officer Report in 12 months	% of Clubs with balance 90+ days	Number of Zone Chairs Recorded	Number of Region Chairs Recorded	District Officers Vacancies **
352	T(24)	52	0	52	0%	0	0	0	971	0	971	23	5	18	1.89%	926	19	54%	0	0	8%	29%	8%	6%	0	0	
		52	0	52	0%	0	0	0	971	0	971	23	5	18	1.89%	926	19	54%	0	0	8%	29%	8%	6%	0	0	




District Health Assessment for District 409 through July 2025

		Clubs							Membership							Member Strength		Cancellation		Reports			Finance	Leadership			
District Name	Status/ Number of Months in Status *	Active Clubs	Clubs in Status Quo	Total Clubs	% Status Quo in Financial Suspension	New Clubs	Cancelled Clubs	YTD Net Club Gain/ Loss	Current Members In Active Clubs	Current Members In Status Quo Clubs	Current Total Members Count	YTD Add	YTD Drop	YTD NetGrowth (includes Active and Status Quo)	YTD NetGrowth% (includes Active and Status Quo)	Member Count 12 Months Ago	Average Member Count Per Club	% of Clubs with less than 20 members	Average Cancelled Club Age	Members Lost Due to Cancelled Clubs	% of Clubs Reporting Service	% No MMR in 3 Months	% No Officer Report in 12 months	% of Clubs with balance 90+ days	Number of Zone Chairs Recorded	Number of Region Chairs Recorded	District Officers Vacancies **
409	T(24)	27	0	27	0%	0	0	0	564	0	564	37	6	31	5.82%	552	21	56%	0	0	4%	30%	15%	15%	4	0	
		27	0	27	0%	0	0	0	564	0	564	37	6	31	5.82%	552	21	56%	0	0	4%	30%	15%	15%	4	0	




District Health Assessment for District 413 through July 2025

		Clubs							Membership							Member Strength		Cancellation		Reports			Finance	Leadership			
District Name	Status/ Number of Months in Status *	Active Clubs	Clubs in Status Quo	Total Clubs	% Status Quo in Financial Suspension	New Clubs	Cancelled Clubs	YTD Net Club Gain/Loss	Current Members In Clubs	Current Members In Status Quo Clubs	Current Total Members Count	YTD Add	YTD Drop	YTD NetGrowth (includes Active and Status Quo)	YTD NetGrowth% (includes Active and Status Quo)	Member Count 12 Months Ago	Average Member Count Per Club	% of Clubs with less than 20 members	Average Cancelled Club Age	Members Lost Due to Cancelled Clubs	% of Clubs Reporting Service	% No MMR in 3 Months	% No Officer Report in 12 months	% of Clubs with balance 90+ days	Number of Zone Chairs Recorded	Number of Region Chairs Recorded	District Officers Vacancies **
413		48	0	48	0%	0	0	0	1325	0	1325	10	4	6	0.45%	1,378	28	33%	0	0	6%	19%	4%	27%	11	5	2nd VDG
		48	0	48	0%	0	0	0	1325	0	1325	10	4	6	0.45%	1,378	28	33%	0	0	6%	19%	4%	27%	11	5	






District Health Assessment for District 414 through July 2025

		Clubs							Membership							Member Strength		Cancellation		Reports			Finance	Leadership			
District Name	Status/ Number of Months in Status *	Active Clubs	Clubs in Status Quo	Total Clubs	% Status Quo in Financial Suspension	New Clubs	Cancelled Clubs	YTD Net Club Gain/Loss	Current Members In Clubs	Current Members In Status Quo Clubs	Current Total Members Count	YTD Add	YTD Drop	YTD NetGrowth (includes Active and Status Quo)	YTD NetGrowth% (includes Active and Status Quo)	Member Count 12 Months Ago	Average Member Count Per Club	% of Clubs with less than 20 members	Average Cancelled Club Age	Members Lost Due to Cancelled Clubs	% of Clubs Reporting Service	% No MMR in 3 Months	% No Officer Report in 12 months	% of Clubs with balance 90+ days	Number of Zone Chairs Recorded	Number of Region Chairs Recorded	District Officers Vacancies **
414	P	41	0	41	0%	0	1	-1	819	0	819	17	33	-16	-1.92%	919	20	61%	1	0	17%	17%	7%	29%	8	3	
		41	0	41	0%	0	1	-1	819	0	819	17	33	-16	-1.92%	919	20	61%	1	0	17%	17%	7%	29%	8	3	




District Health Assessment for District 415 through July 2025

		Clubs							Membership							Member Strength		Cancellation		Reports			Finance	Leadership			
District Name	Status/ Number of Months in Status *	Active Clubs	Clubs in Status Quo	Total Clubs	% Status Quo in Financial Suspension	New Clubs	Cancelled Clubs	YTD Net Club Gain/Loss	Current Members In Active Clubs	Current Members In Status Quo Clubs	Current Total Members Count	YTD Add	YTD Drop	YTD NetGrowth (includes Active and Status Quo)	YTD NetGrowth% (includes Active and Status Quo)	Member Count 12 Months Ago	Average Member Count Per Club	% of Clubs with less than 20 members	Average Cancelled Club Age	Members Lost Due to Cancelled Clubs	% of Clubs Reporting Service	% No MMR in 3 Months	% No Officer Report in 12 months	% of Clubs with balance 90+ days	Number of Zone Chairs Recorded	Number of Region Chairs Recorded	District Officers Vacancies **
415	P	27	0	27	0%	0	0	0	424	0	424	13	12	1	0.24%	431	16	67%	0	0	19%	33%	15%	15%	0	0	
		27	0	27	0%	0	0	0	424	0	424	13	12	1	0.24%	431	16	67%	0	0	19%	33%	15%	15%	0	0	



District Health Assessment for District 416 through July 2025

		Clubs							Membership							Member Strength		Cancellation		Reports			Finance	Leadership			
District Name	Status/ Number of Months in Status *	Active Clubs	Clubs in Status Quo	Total Clubs	% Status Quo Clubs in Financial Suspension	New Clubs	Cancelled Clubs	YTD Net Club Gain/Loss	Current Members In Active Clubs	Current Members In Status Quo Clubs	Current Total Members Count	YTD Add	YTD Drop	YTD NetGrowth (includes Active and Status Quo)	YTD NetGrowth% (includes Active and Status Quo)	Member Count 12 Months Ago	Average Member Count Per Club	% of Clubs with less than 20 members	Average Cancelled Club Age	Members Lost Due to Cancelled Clubs	% of Clubs Reporting Service	% No MMR in 3 Months	% No Officer Report in 12 months	% of Clubs with balance 90+ days	Number of Zone Chairs Recorded	Number of Region Chairs Recorded	District Officers Vacancies **
416		64	0	64	0%	0	0	0	1554	0	1554	3	21	-18	-1.15%	1,466	24	38%	0	0	6%	33%	8%	5%	10	2	
		64	0	64	0%	0	0	0	1554	0	1554	3	21	-18	-1.15%	1,466	24	38%	0	0	6%	33%	8%	5%	10	2	




District Health Assessment for District 417 through July 2025

Status/ District Name		Clubs							Membership							Member Strength		Cancellation		Reports			Finance	Leadership			
		Active Clubs	Clubs in Status Quo	Total Clubs	% Status Quo Clubs in Financial Suspension	New Clubs	Cancelled Clubs	YTD Net Club Gain/ Loss	Current Members In Active Clubs	Current Members In Status Quo Clubs	Current Total Members Count	YTD Add	YTD Drop	YTD NetGrowth (includes Active and Status Quo)	YTD NetGrowth% (includes Active and Status Quo)	Member Count 12 Months Ago	Average Member Count Per Club	% of Clubs with less than 20 members	Average Cancelled Club Age	Members Lost Due to Cancelled Clubs	% of Clubs Reporting Service	% No MMR in 3 Months	% No Officer Report in 12 months	% of Clubs with balance 90+ days	Number of Zone Chairs Recorded	Number of Region Chairs Recorded	District Officers Vacancies **
417		84	0	84	0%	1	0	1	1746	0	1746	51	21	30	1.75%	1,676	21	52%	0	0	82%	7%	2%	6%	16	5	GST
		84	0	84	0%	1	0	1	1746	0	1746	51	21	30	1.75%	1,676	21	52%	0	0	82%	7%	2%	6%	16	5	



District Health Assessment for District 418 through July 2025

		Clubs							Membership							Member Strength		Cancellation		Reports			Finance	Leadership			
District Name	Status/ Number of Months in Status *	Active Clubs	Clubs in Status Quo	Total Clubs	% Status Quo Clubs in Financial Suspension	New Clubs	Cancelled Clubs	YTD Net Club Gain/Loss	Current Members In Active Clubs	Current Members In Status Quo Clubs	Current Total Members Count	YTD Add	YTD Drop	YTD NetGrowth (includes Active and Status Quo)	YTD NetGrowth% (includes Active and Status Quo)	Member Count 12 Months Ago	Average Member Count Per Club	% of Clubs with less than 20 members	Average Cancelled Club Age	Members Lost Due to Cancelled Clubs	% of Clubs Reporting Service	% No MMR in 3 Months	% No Officer Report in 12 months	% of Clubs with balance 90+ days	Number of Zone Chairs Recorded	Number of Region Chairs Recorded	District Officers Vacancies **
418		54	0	54	0%	0	0	0	1417	0	1417	14	4	10	0.71%	1,304	26	33%	0	0	26%	6%	0%	0%	10	0	
		54	0	54	0%	0	0	0	1417	0	1417	14	4	10	0.71%	1,304	26	33%	0	0	26%	6%	0%	0%	10	0	



District Health Assessment for Ident 5947 - SOMALIA - UND through July 2025

Status/ District Name of Months in Status *		Clubs							Membership							Member Strength		Cancellation		Reports			Finance	Leadership			
		Active Clubs	Clubs in Status Quo	Total Clubs	% Status Quo Clubs in Financial Suspension	New Clubs	Cancelled Clubs	YTD Net Club Gain/ Loss	Current Members In Active Clubs	Current Members In Status Quo Clubs	Current Total Members Count	YTD Add	YTD Drop	YTD NetGrowth (includes Active and Status Quo)	YTD NetGrowth% (includes Active and Status Quo)	Member Count 12 Months Ago	Average Member Count Per Club	% of Clubs with less than 20 members	Average Cancelled Club Age	Members Lost Due to Cancelled Clubs	% of Clubs Reporting Service	% No MMR in 3 Months	% No Officer Report in 12 months	% of Clubs with balance 90+ days	Number of Zone Chairs Recorded	Number of Region Chairs Recorded	District Officers Vacancies **
Ident 5947 - SOMALIA		3	0	3	0%	0	0	0	53	0	53	0	0	0	0.00%	54	18	67%	0	0	0%	67%	33%	33%	0	0	
		3	0	3	0%	0	0	0	53	0	53	0	0	0	0.00%	54	18	67%	0	0	0%	67%	33%	33%	0	0	

\* - District Status: P - Provisional, T - Transitional.  
\*\* - District Officers Vacancies: DG - District Governor, 1st VDG - First Vice District Governor, 2nd VDG - Second Vice District Governor.