





District Health Assessment for Multiple District 16 through July 2025

		Clubs							Membership							Member Strength		Cancellation		Reports			Finance	Leadership			
District Name	Status/ Number of Months in Status *	Active Clubs	Clubs in Status Quo	Total Clubs	% Status Quo Clubs in Financial Suspension	New Clubs	Cancelled Clubs	YTD Net Club Gain/Loss	Current Members In Active Clubs	Current Members In Status Quo Clubs	Current Total Members Count	YTD Add	YTD Drop	YTD NetGrowth (includes Active and Status Quo)	YTD NetGrowth% (includes Active and Status Quo)	Member Count 12 Months Ago	Average Member Count Per Club	% of Clubs with less than 20 members	Average Cancelled Club Age	Members Lost Due to Cancelled Clubs	% of Clubs Reporting Service	% No MMR in 3 Months	% No Officer Report in 12 months	% of Clubs with balance 90+ days	Number of Zone Chairs Recorded	Number of Region Chairs Recorded	District Officers Vacancies **
16 N	T(24)	49	0	49	0%	0	0	0	1143	0	1143	9	6	3	0.26%	1,121	23	49%	0	0	10%	45%	0%	0%	6	1	
16 J	T(15)	53	0	53	0%	0	0	0	1200	0	1200	14	4	10	0.84%	1,240	23	49%	0	0	6%	32%	17%	6%	12	4	
16 L		46	0	46	0%	0	0	0	1271	0	1271	8	10	-2	-0.16%	1,246	28	50%	0	0	9%	24%	2%	0%	6	2	
		148	0	148	0%	0	0	0	3614	0	3614	31	20	11	0.31%	3,607	24	49%	0	0	8%	34%	7%	2%	24	7	




District Health Assessment for Multiple District 20 through July 2025

		Clubs							Membership							Member Strength		Cancellation		Reports			Finance	Leadership			
District Name	Status/ Number of Months in Status *	Active Clubs	Clubs in Status Quo	Total Clubs	% Status Quo Clubs in Financial Suspension	New Clubs	Cancelled Clubs	YTD Net Club Gain/Loss	Current Members In Active Clubs	Current Members In Status Quo Clubs	Current Total Members Count	YTD Add	YTD Drop	YTD NetGrowth (includes Active and Status Quo)	YTD NetGrowth% (includes Active and Status Quo)	Member Count 12 Months Ago	Average Member Count Per Club	% of Clubs with less than 20 members	Average Cancelled Club Age	Members Lost Due to Cancelled Clubs	% of Clubs Reporting Service	% No MMR in 3 Months	% No Officer Report in 12 months	% of Clubs with balance 90+ days	Number of Zone Chairs Recorded	Number of Region Chairs Recorded	District Officers Vacancies **
20 N	T(24)	43	0	43	0%	0	0	0	1158	0	1158	16	28	-12	-1.03%	1,163	27	42%	0	0	33%	33%	19%	2%	9	0	
20 E1	T(24)	36	0	36	0%	0	0	0	1149	0	1149	1	3	-2	-0.17%	1,152	32	28%	0	0	36%	28%	0%	0%	10	4	
20 E2	T(24)	35	0	35	0%	0	0	0	827	0	827	8	6	2	0.24%	850	24	60%	0	0	20%	31%	6%	0%	0	0	
20 W	T(11)	47	0	47	0%	0	1	-1	1218	0	1218	3	13	-10	-0.81%	1,267	26	36%	86	5	21%	32%	11%	2%	7	3	2nd VDG
20 Y	T(24)	48	0	48	0%	0	0	0	1110	0	1110	13	4	9	0.82%	1,164	23	46%	0	0	19%	29%	2%	0%	0	0	DG
20 O	T(24)	46	0	46	0%	0	0	0	1201	0	1201	12	9	3	0.25%	1,171	26	39%	0	0	24%	26%	2%	0%	0	0	
20 R1	T(24)	23	0	23	0%	0	1	-1	668	0	668	3	21	-18	-2.62%	674	29	39%	81	18	30%	39%	22%	0%	0	0	
20 R2	T(24)	36	0	36	0%	1	0	1	1237	0	1237	63	1	62	5.28%	1,140	34	44%	0	0	25%	42%	8%	6%	0	0	
20 K1		65	0	65	0%	0	0	0	1885	0	1885	13	12	1	0.05%	1,884	29	35%	0	0	34%	31%	11%	5%	16	7	
20 K2	T(13)	34	0	34	0%	1	0	1	1204	0	1204	32	3	29	2.47%	1,235	35	26%	0	0	18%	26%	3%	3%	6	0	
20 S	T(24)	38	0	38	0%	0	0	0	1152	0	1152	5	6	-1	-0.09%	1,147	30	39%	0	0	29%	37%	16%	3%	7	0	
		451	0	451	0%	2	2	0	12809	0	12809	169	106	63	0.49%	12,847	28	39%	83	23	26%	32%	9%	2%	55	14	




District Health Assessment for Multiple District 22 through July 2025

		Clubs							Membership							Member Strength		Cancellation		Reports			Finance	Leadership			
District Name	Status/ Number of Months in Status *	Active Clubs	Clubs in Status Quo	Total Clubs	% Status Quo Clubs in Financial Suspension	New Clubs	Cancelled Clubs	YTD Net Club Gain/Loss	Current Members In Active Clubs	Current Members In Status Quo Clubs	Current Total Members Count	YTD Add	YTD Drop	YTD NetGrowth (includes Active and Status Quo)	YTD NetGrowth% (includes Active and Status Quo)	Member Count 12 Months Ago	Average Member Count Per Club	% of Clubs with less than 20 members	Average Cancelled Club Age	Members Lost Due to Cancelled Clubs	% of Clubs Reporting Service	% No MMR in 3 Months	% No Officer Report in 12 months	% of Clubs with balance 90+ days	Number of Zone Chairs Recorded	Number of Region Chairs Recorded	District Officers Vacancies **
22 A	T(24)	22	0	22	0%	0	0	0	528	0	528	7	3	4	0.76%	511	24	59%	0	0	36%	23%	0%	0%	2	0	2nd VDG, GLT
22 B	T(3)	44	0	44	0%	0	0	0	1186	0	1186	16	39	-23	-1.90%	1,295	27	43%	0	0	34%	27%	2%	0%	0	0	1st VDG
22 C	T(24)	43	0	43	0%	0	0	0	1069	0	1069	34	6	28	2.69%	1,078	25	51%	0	0	16%	30%	5%	2%	8	0	
22 D	T(21)	34	0	34	0%	1	0	1	1222	0	1222	73	40	33	2.78%	1,177	36	26%	0	0	35%	29%	0%	6%	4	0	2nd VDG
22 W		49	0	49	0%	0	0	0	1542	0	1542	13	18	-5	-0.32%	1,575	31	35%	0	0	39%	20%	16%	2%	0	0	
		192	0	192	0%	1	0	1	5547	0	5547	143	106	37	0.67%	5,636	29	42%	0	0	32%	26%	6%	2%	14	0	




District Health Assessment for Multiple District 23 through July 2025

		Clubs							Membership							Member Strength		Cancellation		Reports			Finance	Leadership			
District Name	Status/ Number of Months in Status *	Active Clubs	Clubs in Status Quo	Total Clubs	% Status Quo Clubs in Financial Suspension	New Clubs	Cancelled Clubs	YTD Net Club Gain/Loss	Current Members In Active Clubs	Current Members In Status Quo Clubs	Current Total Members Count	YTD Add	YTD Drop	NetGrowth (includes Active and Status Quo)	NetGrowth% (includes Active and Status Quo)	Member Count 12 Months Ago	Average Member Count Per Club	% of Clubs with less than 20 members	Average Cancelled Club Age	Members Lost Due to Cancelled Clubs	% of Clubs Reporting Service	% No MMR in 3 Months	% No Officer Report in 12 months	% of Clubs with balance 90+ days	Number of Zone Chairs Recorded	Number of Region Chairs Recorded	District Officers Vacancies **
23 A		48	0	48	0%	0	0	0	1288	0	1288	9	27	-18	-1.38%	1,258	27	46%	0	0	33%	35%	4%	0%	5	0	
23 B		56	0	56	0%	0	0	0	1772	0	1772	6	15	-9	-0.51%	1,781	32	23%	0	0	25%	18%	2%	4%	6	0	
23 C		57	0	57	0%	0	0	0	1625	0	1625	15	15	0	0.00%	1,507	29	37%	0	0	35%	16%	4%	0%	11	0	
		161	0	161	0%	0	0	0	4685	0	4685	30	57	-27	-0.57%	4,546	29	35%	0	0	31%	22%	3%	1%	22	0	




District Health Assessment for Multiple District 33 through July 2025

		Clubs							Membership							Member Strength		Cancellation		Reports			Finance	Leadership			
District Name	Status/ Number of Months in Status *	Active Clubs	Clubs in Status Quo	Total Clubs	% Status Quo Clubs in Financial Suspension	New Clubs	Cancelled Clubs	YTD Net Club Gain/Loss	Current Members In Active Clubs	Current Members In Status Quo Clubs	Current Total Members Count	YTD Add	YTD Drop	YTD NetGrowth (includes Active and Status Quo)	YTD NetGrowth% (includes Active and Status Quo)	Member Count 12 Months Ago	Average Member Count Per Club	% of Clubs with less than 20 members	Average Cancelled Club Age	Members Lost Due to Cancelled Clubs	% of Clubs Reporting Service	% No MMR in 3 Months	% No Officer Report in 12 months	% of Clubs with balance 90+ days	Number of Zone Chairs Recorded	Number of Region Chairs Recorded	District Officers Vacancies **
33 Y	T(24)	29	0	29	0%	0	0	0	730	0	730	2	8	-6	-0.82%	741	25	48%	0	0	24%	45%	24%	7%	0	0	2nd VDG
33 A	T(24)	45	0	45	0%	0	0	0	1147	0	1147	5	12	-7	-0.61%	1,210	25	53%	0	0	24%	38%	11%	0%	8	0	
33 N	T(24)	37	0	37	0%	0	0	0	1021	0	1021	12	9	3	0.29%	1,063	28	35%	0	0	27%	35%	14%	0%	3	0	2nd VDG
33 K		47	0	47	0%	0	0	0	1436	0	1436	24	10	14	0.98%	1,467	31	40%	0	0	38%	17%	4%	4%	9	3	
33 S		46	0	46	0%	0	0	0	1381	0	1381	14	7	7	0.51%	1,431	30	46%	0	0	26%	22%	7%	0%	7	0	
		204	0	204	0%	0	0	0	5715	0	5715	57	46	11	0.19%	5,912	28	45%	0	0	28%	30%	11%	2%	27	3	




District Health Assessment for Multiple District 44 through July 2025

<div></div> <div>Status/ Number of Months in Status *</div>		Clubs							Membership							Member Strength		Cancellation		Reports			Finance		Leadership		
		Active Clubs	Clubs in Status Quo	Total Clubs	% Status Quo Clubs in Financial Suspension	New Clubs	Cancelled Clubs	YTD Net Club Gain/Loss	Current Members In Active Clubs	Current Members In Status Quo Clubs	Current Total Members Count	YTD Add	YTD Drop	YTD NetGrowth (includes Active and Status Quo)	YTD NetGrowth% (includes Active and Status Quo)	Member Count 12 Months Ago	Average Member Count Per Club	% of Clubs with less than 20 members	Average Cancelled Club Age	Members Lost Due to Cancelled Clubs	% of Clubs Reporting Service	% No MMR in 3 Months	% No Officer Report in 12 months	% of Clubs with balance 90+ days	Number of Zone Chairs Recorded	Number of Region Chairs Recorded	District Officers Vacancies **
44 N	T(24)	41	0	41	0%	0	0	0	1037	0	1037	4	7	-3	-0.29%	1,023	25	44%	0	0	46%	20%	2%	0%	7	0	2nd VDG
44 H	T(21)	38	0	38	0%	0	0	0	1218	0	1218	9	5	4	0.33%	1,226	32	37%	0	0	34%	24%	8%	3%	5	0	2nd VDG
		79	0	79	0%	0	0	0	2255	0	2255	13	12	1	0.04%	2,249	29	41%	0	0	41%	22%	5%	1%	12	0	




District Health Assessment for District 41 through July 2025

		Clubs							Membership							Member Strength		Cancellation		Reports			Finance	Leadership			
District Name	Status/ Number of Months in Status *	Active Clubs	Clubs in Status Quo	Total Clubs	% Status Quo Clubs in Financial Suspension	New Clubs	Cancelled Clubs	YTD Net Club Gain/Loss	Current Members In Active Clubs	Current Members In Status Quo Clubs	Current Total Members Count	YTD Add	YTD Drop	YTD NetGrowth (includes Active and Status Quo)	YTD NetGrowth% (includes Active and Status Quo)	Member Count 12 Months Ago	Average Member Count Per Club	% of Clubs with less than 20 members	Average Cancelled Club Age	Members Lost Due to Cancelled Clubs	% of Clubs Reporting Service	% No MMR in 3 Months	% No Officer Report in 12 months	% of Clubs with balance 90+ days	Number of Zone Chairs Recorded	Number of Region Chairs Recorded	District Officers Vacancies **
41		62	0	62	0%	0	0	0	1750	0	1750	5	10	-5	-0.28%	1,787	28	35%	0	0	11%	29%	2%	2%	15	0	
		62	0	62	0%	0	0	0	1750	0	1750	5	10	-5	-0.28%	1,787	28	35%	0	0	11%	29%	2%	2%	15	0	




District Health Assessment for District 42 through July 2025

		Clubs							Membership							Member Strength		Cancellation		Reports			Finance	Leadership			
District Name	Status/ Number of Months in Status *	Active Clubs	Clubs in Status Quo	Total Clubs	% Status Quo in Financial Suspension	New Clubs	Cancelled Clubs	YTD Net Club Gain/ Loss	Current Members In Active Clubs	Current Members In Status Quo Clubs	Current Total Members Count	YTD Add	YTD Drop	YTD NetGrowth (includes Active and Status Quo)	YTD NetGrowth% (includes Active and Status Quo)	Member Count 12 Months Ago	Average Member Count Per Club	% of Clubs with less than 20 members	Average Cancelled Club Age	Members Lost Due to Cancelled Clubs	% of Clubs Reporting Service	% No MMR in 3 Months	% No Officer Report in 12 months	% of Clubs with balance 90+ days	Number of Zone Chairs Recorded	Number of Region Chairs Recorded	District Officers Vacancies **
42	T(24)	26	0	26	0%	0	0	0	1018	0	1018	5	7	-2	-0.20%	993	39	27%	0	0	15%	23%	23%	0%	3	0	1st VDG,2nd VDG,GLT,GST
		26	0	26	0%	0	0	0	1018	0	1018	5	7	-2	-0.20%	993	39	27%	0	0	15%	23%	23%	0%	3	0	




District Health Assessment for District 45 through July 2025

		Clubs							Membership							Member Strength		Cancellation		Reports			Finance		Leadership		
District Name	Status/ Number of Months in Status *	Active Clubs	Clubs in Status Quo	Total Clubs	% Status Quo in Financial Suspension	New Clubs	Cancelled Clubs	YTD Net Club Gain/Loss	Current Members In Active Clubs	Current Members In Status Quo Clubs	Current Total Members Count	YTD Add	YTD Drop	YTD NetGrowth (includes Active and Status Quo)	YTD NetGrowth% (includes Active and Status Quo)	Member Count 12 Months Ago	Average Member Count Per Club	% of Clubs with less than 20 members	Average Cancelled Club Age	Members Lost Due to Cancelled Clubs	% of Clubs Reporting Service	% No MMR in 3 Months	% No Officer Report in 12 months	% of Clubs with balance 90+ days	Number of Zone Chairs Recorded	Number of Region Chairs Recorded	District Officers Vacancies **
45	T(24)	29	0	29	0%	0	0	0	901	0	901	16	11	5	0.56%	919	31	28%	0	0	31%	31%	7%	3%	0	0	2nd VDG
		29	0	29	0%	0	0	0	901	0	901	16	11	5	0.56%	919	31	28%	0	0	31%	31%	7%	3%	0	0	



District Health Assessment for Multiple District N through July 2025

		Clubs							Membership							Member Strength		Cancellation		Reports			Finance	Leadership			
District Name	Status/ Number of Months in Status *	Active Clubs	Clubs in Status Quo	Total Clubs	% Status Quo Clubs in Financial Suspension	New Clubs	Cancelled Clubs	YTD Net Club Gain/Loss	Current Members In Active Clubs	Current Members In Status Quo Clubs	Current Total Members Count	YTD Add	YTD Drop	YTD NetGrowth (includes Active and Status Quo)	YTD NetGrowth% (includes Active and Status Quo)	Member Count 12 Months Ago	Average Member Count Per Club	% of Clubs with less than 20 members	Average Cancelled Club Age	Members Lost Due to Cancelled Clubs	% of Clubs Reporting Service	% No MMR in 3 Months	% No Officer Report in 12 months	% of Clubs with balance 90+ days	Number of Zone Chairs Recorded	Number of Region Chairs Recorded	District Officers Vacancies **
N 1		3	0	3	0%	0	0	0	170	0	170	0	0	0	0.00%	176	57	0%	0	0	0%	100%	0%	0%	13	0	2nd VDG
		3	0	3	0%	0	0	0	170	0	170	0	0	0	0.00%	176	57	0%	0	0	0%	100%	0%	0%	13	0	

* - District Status: P - Provisional, T - Transitional.
** - District Officers Vacancies: DG - District Governor, 1st VDG - First Vice District Governor, 2nd VDG - Second Vice District Governor.