





District Health Assessment for Multiple District 6 through July 2025

		Clubs							Membership							Member Strength		Cancellation		Reports			Finance		Leadership		
District Name	Status/ Number of Months in Status *	Active Clubs	Clubs in Status Quo	Total Clubs	% Status Quo Clubs in Financial Suspension	New Clubs	Cancelled Clubs	YTD Net Club Gain/Loss	Current Members In Active Clubs	Current Members In Status Quo Clubs	Current Total Members Count	YTD Add	YTD Drop	YTD NetGrowth (includes Active and Status Quo)	YTD NetGrowth% (includes Active and Status Quo)	Member Count 12 Months Ago	Average Member Count Per Club	% of Clubs with less than 20 members	Average Cancelled Club Age	Members Lost Due to Cancelled Clubs	% of Clubs Reporting Service	% No MMR in 3 Months	% No Officer Report in 12 months	% of Clubs with balance 90+ days	Number of Zone Chairs Recorded	Number of Region Chairs Recorded	District Officers Vacancies **
6 NE	T(24)	33	0	33	0%	0	0	0	791	0	791	6	8	-2	-0.25%	856	24	55%	0	0	9%	45%	9%	3%	0	0	2nd VDG
6 C	T(24)	24	0	24	0%	0	0	0	505	0	505	7	4	3	0.60%	474	21	71%	0	0	42%	38%	4%	0%	2	0	2nd VDG
6 SE	T(24)	20	0	20	0%	0	0	0	412	0	412	2	8	-6	-1.44%	442	21	55%	0	0	15%	15%	0%	5%	1	0	2nd VDG, GLT, GST
6 W	T(24)	28	0	28	0%	0	0	0	655	0	655	19	16	3	0.46%	661	23	61%	0	0	29%	29%	0%	0%	6	0	
		105	0	105	0%	0	0	0	2363	0	2363	34	36	-2	-0.08%	2,433	23	60%	0	0	23%	33%	4%	2%	9	0	




District Health Assessment for Multiple District 17 through July 2025

		Clubs							Membership							Member Strength		Cancellation		Reports			Finance	Leadership			
District Name	Status/ Number of Months in Status *	Active Clubs	Clubs in Status Quo	Total Clubs	% Status Quo Clubs in Financial Suspension	New Clubs	Cancelled Clubs	YTD Net Club Gain/Loss	Current Members In Active Clubs	Current Members In Status Quo Clubs	Current Total Members Count	YTD Add	YTD Drop	YTD NetGrowth (includes Active and Status Quo)	YTD NetGrowth% (includes Active and Status Quo)	Member Count 12 Months Ago	Average Member Count Per Club	% of Clubs with less than 20 members	Average Cancelled Club Age	Members Lost Due to Cancelled Clubs	% of Clubs Reporting Service	% No MMR in 3 Months	% No Officer Report in 12 months	% of Clubs with balance 90+ days	Number of Zone Chairs Recorded	Number of Region Chairs Recorded	District Officers Vacancies **
17 K	T(24)	63	0	63	0%	0	0	0	1117	0	1117	6	11	-5	-0.45%	1,153	18	62%	0	0	6%	52%	0%	0%	9	3	
17 A		69	0	69	0%	0	0	0	1369	0	1369	12	19	-7	-0.51%	1,381	20	54%	0	0	10%	35%	1%	0%	0	0	
17 N		67	0	67	0%	0	0	0	1354	0	1354	10	9	1	0.07%	1,366	20	58%	0	0	24%	25%	3%	1%	10	0	
		199	0	199	0%	0	0	0	3840	0	3840	28	39	-11	-0.29%	3,900	19	58%	0	0	14%	37%	2%	1%	19	3	



District Health Assessment for Multiple District 21 through July 2025

	Clubs								Membership							Member Strength		Cancellation		Reports			Finance		Leadership		
	Status/ District Name	Number of Months in Status *	Active Clubs	Clubs in Status Quo	Total Clubs	% Status Quo Clubs in Financial Suspension	New Clubs	Cancelled Clubs	YTD Net Club Gain/ Loss	Current Members In Active Clubs	Current Members In Status Quo Clubs	Current Total Members Count	YTD Add	YTD Drop	YTD NetGrowth (includes Active and Status Quo)	YTD NetGrowth% (includes Active and Status Quo)	Member Count 12 Months Ago	Average Member Count Per Club	% of Clubs with less than 20 members	Average Cancelled Club Age	Members Lost Due to Cancelled Clubs	% of Clubs Reporting Service	% No MMR in 3 Months	% No Officer Report in 12 months	% of Clubs with balance 90+ days	Number of Zone Chairs Recorded	Number of Region Chairs Recorded
21 N		60	0	60	0%	1	0	1	1530	0	1530	54	16	38	2.55%	1,470	26	47%	0	0	32%	18%	0%	0%	12	2	
21 S	T(24)	42	0	42	0%	0	0	0	1036	0	1036	31	11	20	1.97%	934	25	43%	0	0	29%	14%	2%	5%	9	0	
		102	0	102	0%	1	0	1	2566	0	2566	85	27	58	2.31%	2,404	25	45%	0	0	30%	17%	1%	2%	21	2	




District Health Assessment for Multiple District 28 through July 2025

		Clubs							Membership							Member Strength		Cancellation		Reports			Finance		Leadership		
District Name	Status/ Number of Months in Status *	Active Clubs	Clubs in Status Quo	Total Clubs	% Status Quo Clubs in Financial Suspension	New Clubs	Cancelled Clubs	YTD Net Club Gain/Loss	Current Members In Active Clubs	Current Members In Status Quo Clubs	Current Total Members Count	YTD Add	YTD Drop	YTD NetGrowth (includes Active and Status Quo)	YTD NetGrowth% (includes Active and Status Quo)	Member Count 12 Months Ago	Average Member Count Per Club	% of Clubs with less than 20 members	Average Cancelled Club Age	Members Lost Due to Cancelled Clubs	% of Clubs Reporting Service	% No MMR in 3 Months	% No Officer Report in 12 months	% of Clubs with balance 90+ days	Number of Zone Chairs Recorded	Number of Region Chairs Recorded	District Officers Vacancies **
28 U	T(24)	25	0	25	0%	0	0	0	390	0	390	11	5	6	1.56%	434	16	68%	0	0	20%	28%	0%	8%	0	0	2nd VDG
28 T	T(24)	24	0	24	0%	0	0	0	489	0	489	8	6	2	0.41%	503	20	67%	0	0	4%	21%	0%	4%	0	0	
		49	0	49	0%	0	0	0	879	0	879	19	11	8	0.92%	937	18	67%	0	0	12%	24%	0%	6%	0	0	




District Health Assessment for Multiple District 38 through July 2025

		Clubs							Membership							Member Strength		Cancellation		Reports			Finance	Leadership			
District Name	Status/ Number of Months in Status *	Active Clubs	Clubs in Status Quo	Total Clubs	% Status Quo Clubs in Financial Suspension	New Clubs	Cancelled Clubs	YTD Net Club Gain/Loss	Current Members In Active Clubs	Current Members In Status Quo Clubs	Current Total Members Count	YTD Add	YTD Drop	YTD NetGrowth (includes Active and Status Quo)	YTD NetGrowth% (includes Active and Status Quo)	Member Count 12 Months Ago	Average Member Count Per Club	% of Clubs with less than 20 members	Average Cancelled Club Age	Members Lost Due to Cancelled Clubs	% of Clubs Reporting Service	% No MMR in 3 Months	% No Officer Report in 12 months	% of Clubs with balance 90+ days	Number of Zone Chairs Recorded	Number of Region Chairs Recorded	District Officers Vacancies **
38 L	T(24)	37	0	37	0%	0	0	0	697	0	697	3	5	-2	-0.29%	717	19	65%	0	0	5%	51%	0%	3%	0	0	DG,2nd VDG,GLT,GMT ,GST
38 I	T(24)	32	0	32	0%	0	0	0	732	0	732	2	6	-4	-0.54%	716	23	47%	0	0	9%	44%	3%	3%	0	0	GLT,GMT,GST
38 O	T(24)	25	0	25	0%	0	0	0	666	0	666	5	20	-15	-2.20%	694	27	48%	0	0	36%	20%	4%	0%	0	0	
38 N	T(24)	28	0	28	0%	0	0	0	641	0	641	2	3	-1	-0.16%	669	23	61%	0	0	25%	43%	0%	4%	0	0	
		122	0	122	0%	0	0	0	2736	0	2736	12	34	-22	-0.80%	2,796	22	56%	0	0	17%	41%	2%	2%	0	0	




District Health Assessment for Multiple District 39 through July 2025

		Clubs							Membership							Member Strength		Cancellation		Reports			Finance		Leadership		
District Name	Status/ Number of Months in Status *	Active Clubs	Clubs in Status Quo	Total Clubs	% Status Quo Clubs in Financial Suspension	New Clubs	Cancelled Clubs	YTD Net Club Gain/Loss	Current Members In Active Clubs	Current Members In Status Quo Clubs	Current Total Members Count	YTD Add	YTD Drop	YTD NetGrowth (includes Active and Status Quo)	YTD NetGrowth% (includes Active and Status Quo)	Member Count 12 Months Ago	Average Member Count Per Club	% of Clubs with less than 20 members	Average Cancelled Club Age	Members Lost Due to Cancelled Clubs	% of Clubs Reporting Service	% No MMR in 3 Months	% No Officer Report in 12 months	% of Clubs with balance 90+ days	Number of Zone Chairs Recorded	Number of Region Chairs Recorded	District Officers Vacancies **
39 W	T(24)	30	0	30	0%	0	0	0	896	0	896	9	11	-2	-0.22%	858	30	33%	0	0	27%	20%	23%	0%	0	0	
39 E	T(24)	23	0	23	0%	0	0	0	370	0	370	1	5	-4	-1.07%	357	16	74%	0	0	13%	13%	0%	0%	0	0	2nd VDG
		53	0	53	0%	0	0	0	1266	0	1266	10	16	-6	-0.47%	1,215	24	51%	0	0	21%	17%	13%	0%	0	0	




District Health Assessment for District 15 through July 2025

		Clubs							Membership							Member Strength		Cancellation		Reports			Finance	Leadership			
District Name	Status/ Number of Months in Status *	Active Clubs	Clubs in Status Quo	Total Clubs	% Status Quo in Financial Suspension	New Clubs	Cancelled Clubs	YTD Net Club Gain/Loss	Current Members In Clubs	Current Members In Status Quo Clubs	Current Total Members Count	YTD Add	YTD Drop	YTD NetGrowth (includes Active and Status Quo)	YTD NetGrowth% (includes Active and Status Quo)	Member Count 12 Months Ago	Average Member Count Per Club	% of Clubs with less than 20 members	Average Cancelled Club Age	Members Lost Due to Cancelled Clubs	% of Clubs Reporting Service	% No MMR in 3 Months	% No Officer Report in 12 months	% of Clubs with balance 90+ days	Number of Zone Chairs Recorded	Number of Region Chairs Recorded	District Officers Vacancies **
15	T(24)	36	0	36	0%	0	0	0	835	0	835	6	7	-1	-0.12%	849	23	61%	0	0	11%	44%	36%	0%	0	0	2nd VDG
		36	0	36	0%	0	0	0	835	0	835	6	7	-1	-0.12%	849	23	61%	0	0	11%	44%	36%	0%	0	0	




District Health Assessment for District 37 through July 2025

	Clubs							Membership							Member Strength		Cancellation		Reports			Finance	Leadership					
	Status/ District Name	Number of Months in Status *	Active Clubs	Clubs in Status Quo	Total Clubs	% Status Quo Clubs in Financial Suspension	New Clubs	Cancelled Clubs	YTD Net Club Gain/ Loss	Current Members In Active Clubs	Current Members In Status Quo Clubs	Current Total Members Count	YTD Add	YTD Drop	YTD NetGrowth (includes Active and Status Quo)	YTD NetGrowth% (includes Active and Status Quo)	Member Count 12 Months Ago	Average Member Count Per Club	% of Clubs with less than 20 members	Average Cancelled Club Age	Members Lost Due to Cancelled Clubs	% of Clubs Reporting Service	% No MMR in 3 Months	% No Officer Report in 12 months	% of Clubs with balance 90+ days	Number of Zone Chairs Recorded	Number of Region Chairs Recorded	District Officers Vacancies **
37		57	0	57	0%	0	0	0		1514	0	1514	18	14	4	0.26%	1,499	27	39%	0	0	16%	28%	2%	0%	3	0	
		57	0	57	0%	0	0	0		1514	0	1514	18	14	4	0.26%	1,499	27	39%	0	0	16%	28%	2%	0%	3	0	




District Health Assessment for District 40 through July 2025

		Clubs							Membership							Member Strength		Cancellation		Reports			Finance	Leadership			
District Name	Status/ Number of Months in Status *	Active Clubs	Clubs in Status Quo	Total Clubs	% Status Quo in Financial Suspension	New Clubs	Cancelled Clubs	YTD Net Club Gain/ Loss	Current Members In Active Clubs	Current Members In Status Quo Clubs	Current Total Members Count	YTD Add	YTD Drop	YTD NetGrowth (includes Active and Status Quo)	YTD NetGrowth% (includes Active and Status Quo)	Member Count 12 Months Ago	Average Member Count Per Club	% of Clubs with less than 20 members	Average Cancelled Club Age	Members Lost Due to Cancelled Clubs	% of Clubs Reporting Service	% No MMR in 3 Months	% No Officer Report in 12 months	% of Clubs with balance 90+ days	Number of Zone Chairs Recorded	Number of Region Chairs Recorded	District Officers Vacancies **
40	T(1)	45	0	45	0%	0	0	0	872	0	872	12	18	-6	-0.68%	836	19	62%	0	0	31%	33%	0%	4%	0	0	2nd VDG,GMT
		45	0	45	0%	0	0	0	872	0	872	12	18	-6	-0.68%	836	19	62%	0	0	31%	33%	0%	4%	0	0	



District Health Assessment for District 46 through July 2025

		Clubs							Membership							Member Strength		Cancellation		Reports			Finance	Leadership			
District Name	Status/ Number of Months in Status *	Active Clubs	Clubs in Status Quo	Total Clubs	% Status Quo Clubs in Financial Suspension	New Clubs	Cancelled Clubs	YTD Net Club Gain/ Loss	Current Members In Active Clubs	Current Members In Status Quo Clubs	Current Total Members Count	YTD Add	YTD Drop	YTD NetGrowth (includes Active and Status Quo)	YTD NetGrowth% (includes Active and Status Quo)	Member Count 12 Months Ago	Average Member Count Per Club	% of Clubs with less than 20 members	Average Cancelled Club Age	Members Lost Due to Cancelled Clubs	% of Clubs Reporting Service	% No MMR in 3 Months	% No Officer Report in 12 months	% of Clubs with balance 90+ days	Number of Zone Chairs Recorded	Number of Region Chairs Recorded	District Officers Vacancies **
46	T(24)	50	0	50	0%	0	0	0	1123	0	1123	23	11	12	1.08%	1,122	22	48%	0	0	28%	22%	10%	8%	12	5	
		50	0	50	0%	0	0	0	1123	0	1123	23	11	12	1.08%	1,122	22	48%	0	0	28%	22%	10%	8%	12	5	

* - District Status: P - Provisional, T - Transitional.
** - District Officers Vacancies: DG - District Governor, 1st VDG - First Vice District Governor, 2nd VDG - Second Vice District Governor.